



# How to Separate Household Garbage [Simplified Version]

## [Contact]

Matsudo Household Garbage

Call Center ☎0120-264-057

Matsudo City


- Dispose by 8:30 am
- Separated into 8 different types of garbage
- Less than 50cm in length, width, or height (\*exceptions apply)
- Place the burnable garbage in burnable garbage bags authorized by Matsudo City, and use semitransparent plastic bags for other types of garbage

Garbage Rules

Garbage collection off-days

- Sundays ●May 3 - 5
- December 31 - January 3

## ① Burnable Garbage




List of dealers for the Matsudo City burnable garbage bag



Matsudo City burnable garbage bags



## ② Non-burnable Garbage



Spray cans



Metal products



Ceramic and glass



Small household appliances



Plastic products (30cm to less than 50cm)

Pruned branches, fallen leaves, mown grass  
Collected on the "Non-burnable Garbage Collection Day"



## ③ Hazardous Garbage



List of locations distributing Matsudo City hazardous garbage bags



Dry cell And coin-type batteries




Fluorescent lights/tubes



Items with built-in rechargeable batteries

## ④ Recyclable Items



Collected alternately

※Every other week

Paper and cloth




Bottles and cans  
[for foods and drinks]



## ⑤ Recyclable Plastic Items

Food packages and trays



Items marked with 「プラ」




Use up contents, rinse with water, and dispose



## ⑥ Non-recyclable Plastic Garbage

Plastic products, etc. that are less than 30cm



※Recyclable plastic items that are dirty



## ⑦ Bulk Garbage

Items with side length of 50cm or more \*Exceptions apply

Please request a pickup online or by phone

<Phone>

Bulk Garbage Reception Center  
(粗大(そだい)ごみ受付(うけつけ))  
☎047-391-0007  
Office hours: 8:30 am - 5:00 pm  
Closed: Sundays, National holidays, Dec. 31 - Jan. 3

<Online>

Available 24 hours  
※Please make your request by phone if you are in hurry



Purchase "bulk garbage ticket"  
(粗大(そだい)ごみ処理券(しりけん))

Affix the "ticket" on your bulk garbage

Place your bulk garbage in front of your house on the scheduled day

For a stand-alone house... In front of the gate, porch or garage facing the road, etc.  
For an apartment/condominium... Near the entrance on the first floor or the garbage collection area, etc.



## ⑧ PET Bottles



- (1) Peel off
- (2) Rinse
- (3) Crush



2 options for bottle disposal

①Take them to a cooperating collection store

There are stores other than those listed on the list that have their own PET bottle collection boxes available



Cooperating collection stores

②Put out for neighborhood pickup (recycling activities)

Depending on where you live, there may or may not be a neighborhood group collection. Please check the Matsudo City website.



Neighborhood group collection

# Check the garbage collection schedule of your community!

## ※Please see the city website for details



Area table



Where should I put out the garbage?

Each collection point is assigned to one of the **12 different garbage collection schedules** for household garbage.  
※Some garbage collection points may be located at a separate area from where you live



Mascot character for garbage reduction Kurinkuru-chan

How do I dispose of this garbage?  
When should I put it out?



From your smartphone...

- Receive push notifications for garbage collection days
- Look up garbage types and disposal methods by item name



さんあ〜る

Supported languages  
Japanese / English

Search for “さんあ〜る” or scan the QR code below

さんあ〜る



iPhone



Android



Set up your area



Install the app and register your area  
Chiba-ken→Matsudo-shi→Select your area

Setup notifications



From “Menu”, go into “Setting”. Choose ON/OFF for garbage collection notification and set up notification day, time, and type of garbage.

## Matsudo City Official LINE

Register the Matsudo City LINE account as a friend on LINE Register by...

①Adding friend by QR code




Add Friends

②Searching LINE ID  
Matsudo City account name:  
松戸市(@matsudo.city)

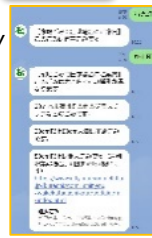


Garbage collection notification setup



Enter the necessary information of your collection area, and you will be notified on LINE of the collection day of the registered garbage type on the selected day (the day before or the day of the collection)

Search by item



On the talk screen in LINE, select the keyboard icon in the bottom left corner to enable typing. Enter and send the name of the items you want to dispose of, and you will receive an automated response on the instruction of how to dispose of them.

Setup your basic information under “受信(じゅしん)設定(せってい)(preference)”



Matsudo City Homepage with Details



Main Menu shown at the bottom of the talk screen



By tapping the Garbage Icon on the main menu, the above pop-up is displayed on the talk screen