

2026.04 - 2027.03 Matsudo City



Guide to Nursery School Admissions

Application deadlines for childcare facilities

| Admission Month | Deadline ※ ¹ | |
|-----------------|--|--|
| | Apply at the counter or by mail (Requires online application※ ² in advance) | Apply online via MyNa Portal |
| Apr 2026 | November 28, 2025 (Fri) ※ ³ | November 30, 2025 (Sun) ※ ³ |
| | Period for submitting incomplete or missing documents※ ⁴ December 1, 2026 through December 7, 2026 | |
| May 2026 | March 31, 2026 (Tue) | March 31, 2026 (Tue) |
| Jun 2026 | April 30, 2026 (Thu) | April 30, 2026 (Thu) |
| Jul 2026 | May 29, 2026 (Fri) | May 31, 2026 (Sun) |
| Aug 2026 | June 30, 2026 (Tue) | June 30, 2026 (Tue) |
| Sep 2026 | July 31, 2026 (Fri) | July 31, 2026 (Fri) |
| Oct 2026 | August 31, 2026 (Mon) | August 31, 2026 (Mon) |
| Nov 2026 | September 30, 2026 (Wed) | September 30, 2026 (Wed) |
| Dec 2026 | October 30, 2026 (Fri) | October 31, 2026 (Sat) |
| Jan ~ Mar 2027 | November 30, 2026 (Mon) | November 30, 2026 (Mon) |

※¹ Direct and mail-in applications must be received by the deadline or they will be deferred to be reviewed the following month or later. Applications can only be submitted to the Childcare Division (7F New Bldg., Matsudo City Hall). In case of online application via MyNa Portal, the application can be submitted regardless of the days and hours the office is open.

※² Both in-person and mail applications require an advance online application using the Matsudo City Online Application System. Please follow the instructions on page 10 to apply.

※³ Please check the website for separate information regarding April admission applications for children who require medical care and children with disabilities.

※⁴ Only those who have completed the application process by the deadline are accepted for additional documents due to incomplete or incorrect information. After this deadline, no documents are accepted.

You can cut-out the address card below and put it on your envelope when mailing

[Division in Charge]

〒271-8588

Matsudo City Hall - New Bldg. 7F
Nemoto 387-5, Matsudo City
Child Services Dept., Childcare Div.
Nursery School Admissions Office
047-366-7351

→
Cut Here

<TO>

〒271-8588 Nemoto 387-5, Matsudo City
Matsudo City Hall, Hoiku-ka (入所入園担当室宛)

[Contents: Application for
year _____, month _____ admission]

CONTENTS

| | |
|---|----------|
| 【 1 】 Certification of Education and Childcare Benefit for Children | P. 1~2 |
| (1) Facility/Service Types | |
| (2) Certification Categories | |
| 【 2 】 About Applying | P. 2~7 |
| (1) Reasons for Requiring Childcare | |
| (2) Necessary Application Documentation | |
| (3) Further Documentation Required Depending on Individual Situations | |
| (4) Verification of Identity and My Number | |
| (5) For those extending the childcare leave benefits | |
| 【 3 】 How to Apply | P. 8~11 |
| (1) Online application using MyNa Portal | |
| (2) Application at the counter or by mail | |
| 【 4 】 Steps Leading up to Admission | P. 12~17 |
| (1) Submitting your application forms | |
| (2) Review and approval/non-approval decision | |
| (3) Coordination of placements | |
| (4) Announcement of placements | |
| (5) Admission | |
| 【 5 】 Points to Note after Admission | P. 18~20 |
| (1) General notes | |
| (2) Taking a parental leave while the child is using a childcare | |
| (3) For those planning to return to work from parental leave | |
| 【 6 】 Childcare Fees | P. 20~22 |
| (1) Overview of childcare fees | |
| (2) Bank transfer of childcare fees for authorized nursery schools | |
| (3) Other fees | |
| 【 7 】 Free Preschool Education and Childcare Fees | P. 22 |
| 【 8 】 FY 2026 Table for Childcare Fees | P. 23~25 |
| 【 9 】 List of Nursery Schools in Matsudo | P. 26~47 |
| 【10】 For those in Hunt for Daycare (<i>Hokatsu</i>) | P. 48~51 |
| (1) Tips when applying | |
| (2) Small-Scale Childcare Services and Kindergartens | |
| (3) Matsudo City online consultation system | |
| 【11】 Information on Childcare Services | P. 52~53 |

【 1 】 Certification of Education and Childcare Benefit for Children

For use of kindergarten and nursery school services, you must receive a ‘Certification of Education and Childcare Benefit for Children’ from the city in accordance with your child’s early education and childcare needs. Depending on your type of approved classification, the childcare facilities and services you are eligible to use may vary.

(1) Facility types

| | |
|---|---|
| Kindergartens (<i>Yochien</i>) | Provide early childhood education to build a foundation for primary school level education |
| Nursery Schools (<i>Hoikusho/Hoikuen</i>) | Provide childcare services to those who are unable to care for their child at home due to work commitments, etc. |
| Certified Childcare Centers (<i>Kodomoen</i>) | Also called “Centers for Early Childhood Education and Care” Provide integrated education and childcare services |
| Small-scale Childcare Services (<i>Shokibo-hoiku</i>) | In small groups (6-19 children), provide childcare for children who as of April 1 are 2 years old or younger |

(2) Types of Approved Classification

| Classifications | Targets | Applicable facilities |
|-----------------|--|---|
| Group 1 | Children aged 3 and up, who have yet to begin primary school (excl. group 2) | Kindergartens(※ ₁), Certified Childcare Centers |
| Group 2 | Children aged 3 and up who require childcare due to the circumstances of their guardians (work, sickness, etc.) | Nursery Schools, Certified Childcare Centers |
| Group 3 | Children aged 2 years and below who require childcare due to the circumstances of their guardians (work, sickness, etc.) | Nursery Schools, Certified Childcare Centers, Small-scale childcare services, |

★For those applying for group 1 childcare services

Those who wish to apply to group 1 childcare facilities, such as Kindergartens (※₁) and the Certified Childcare Centers, will need to turn in their application documents directly to their desired facility. Following admission approval by the designated childcare facility, the Matsudo City Childcare Division will issue you a ‘Certificate of Approved Group 1 Classification for Education and Childcare.’ (Please submit the following necessary documents after admission approval and before enrollment.)

Application for Enrollment and ‘Facility-type Benefit / Community-type Certification of Education and Childcare Benefit for Children Application’ <Form1>

Other necessary documents from the list on page 4 through 5 of this booklet, if any are applicable to your household situation. Only if any of conditions (1) through (17) apply to you.

【Note: Regarding the system to make preschool education and childcare free】

Those who, in addition to kindergartens (※₁) that receive Facility-type Benefits or Certified Childcare Centers (group 1), use any of the following facilities may be eligible for receiving a subsidy; temporary daycare, short-term childcare, or unauthorized childcare facilities. To receive a subsidy, you must meet the requirements (※₂) for receiving childcare and be separately approved for the “Benefit for the Use of Childcare Facility”.

※₁ Kindergartens that have adopted the new Comprehensive Support System for Children and Child-rearing. (For the applicable kindergartens in Matsudo City, please see the list from the QR code on the right)

※₂ Requirements for the need of childcare are the same as the requirements for Certification of Education and Childcare Benefit for Children. (Please refer to the “Circumstance which requires childcare assistance” on page 2)



★ For those applying for group 2 or 3 childcare services

Those who qualify for groups 2 or 3 will receive further classification depending on the amount of childcare their circumstances demand - 'Standard Time Childcare' or 'Short-Time Childcare'.

● Further classifications in group 2 and 3 childcare services

| Classifications | Childcare hours/day※ | Requirements (if based on employment) |
|----------------------|----------------------|---|
| Standard Time | Max. of 11 hours | Work over 120 hours per month |
| Short Time | Max. of 8 hours | Work between 64 and 120 hours per month |

※The childcare hours will be limited to the necessary extent taking into account breaks and commuting time. Hours exceeding the 'Childcare hours/day' quota will be considered Extended Childcare Hours.

【2】About Applying

The applicant must have one of the following reasons for requiring childcare. Please refer to the following (1) through (5) and apply with the required documents.

(1) Reasons for requiring childcare

- ① Permanent employment outside or inside the home (excl. housework) in the case that it requires the guardian to be away from their child. (Minimum of 64 hours of actual working hours per month)
- ② Pregnancy or recent childbirth (from the time the pregnancy is reported until 2 months after the month of delivery)
※The child will be unenrolled from the facility 2 months after childbirth.
- ③ Guardians are suffering poor health - sickness and/or injury, or mental/physical disability
- ④ Nursing or caring for a sick or mentally/physically disabled relative (who lives in the same household) for an extended period of time
- ⑤ Restoration after a disaster (earthquake, fire, flood, etc.)
- ⑥ Continuously engaged in job-seeking activities. (Admission to the facility is only for up to 3 months. However, it can be continued after the 3 months if the applicant has a job offer or other reason for requiring childcare service, and the necessary documents are submitted and confirmed by the end of the second month of enrollment)
- ⑦ Schooling during the day (incl. special training, and vocational training school, etc.)
- ⑧ A situation similar to one of the aforementioned circumstances

(2) Necessary application documents

- ① A copy of My Number Card, etc.
(Document to verify My Number and identification) ※ Refer to page 6 for more details
- ② Application for 'Certification of Education and Childcare Benefit for Children' and Enrollment Facility-type/Community-type Childcare Benefit <Form 1>
※ **For in-person or mail applications, "Application Number" from the Matsudo City Online Application System is required. See page 10 for how to obtain it.**
- ③ Family Background Report <Form 2>
- ④ Child's Health Report <Form 3>
※ Please fill out <Form 3-2> if your child is a child with medical needs, a child with disabilities, or a child requiring special consideration in group care. (This form must be obtained separately from our website, or from the Childcare Division)
- ⑤ Terms and Agreement for Application to Nursery School, etc. <Form 4>
- ⑥ Agreement Regarding Admission to Nursery Schools, etc. <Form 5>
- ⑦ Documents proving your need for childcare as of the month in which you wish to enroll your child
(Please attach the appropriate documents as outlined in No. 1 through No. 8 below)
※ Required for the father, mother and any other adults (18-65 years) who reside in the same household/on the same premises as the child

If you are applying for siblings at the same time, please submit one copy for each child for ② through ④ and one copy for the entire household for ① and ⑤ through ⑦.

| No. | Circumstances | Necessary Documents | ✓ |
|-----|---|---|--------------------------|
| 1 | Employment | Proof of Employment (Minimum of 64 hours of actual working hours per month) ※ In the case of self-employment, proof of operations is to be attached, e.g. copy of the 'blue form' (income tax return), copy of notification of business opening, proof of trading, business license etc. ※ For those who work shifts, attach your shift timetable from the most recent month you worked. | <input type="checkbox"/> |
| 2 | Pregnancy/child birth | ① Notification of an Expected Birth ② Copy of the page indicating the expected delivery date from the Maternal and Child Health Handbook) ※The child will be unenrolled from the facility 2 months after childbirth. | <input type="checkbox"/> |
| 3 | Sickness or disability of parent/guardian | Copy of medical certificate, Physically/Mentally Disabled Person's Handbook, etc. | <input type="checkbox"/> |
| 4 | Nursing/caring for a relative who lives in the same household | Declaration of nursing/caring for a relative ※ Attached documentation - medical certificates, Physical/Mental Disability Certificate, Rehabilitation Certificate, nursing care insurance card, hospitalization plan, medical certificate for intractable diseases, etc. | <input type="checkbox"/> |
| 5 | Restoration after disaster | Disaster Victim Certificate | <input type="checkbox"/> |
| 6 | Job seeking | Declaration of Job Seeking ※ The child will be unenrolled from the facility if the guardian does not start working after 3 months) | <input type="checkbox"/> |
| 7 | Schooling | ① Notification of Acceptance (for those yet to begin), Proof of Enrollment or student card ② Class schedule, syllabus, etc. | <input type="checkbox"/> |
| 8 | Other | Other documents appropriate to the situation requiring childcare | <input type="checkbox"/> |

(3) Further documentation required depending on individual circumstances

| | Circumstances | Necessary documentation | ✓ |
|----|--|--|--------------------------|
| 1 | Single-parent households ※Separated, widowed, or unmarried | ① Declaration of single-parent household ② Copy of full Family Register Certificate | <input type="checkbox"/> |
| 2 | Households similar to single-parent state ※Parents living separately because they are currently undergoing divorce proceedings, etc. | ① Declaration of single-parent household ② Copy of Divorce Mediation Certificate, or court summons, etc. | <input type="checkbox"/> |
| 3 | Those living in the same household as a holder of a Physical Disability Certificate | Copy of the Physical Disability Certificate | <input type="checkbox"/> |
| 4 | Those living in the same household as a holder of a Rehabilitation Certificate | Copy of the Rehabilitation Certificate | <input type="checkbox"/> |
| 5 | Those living in the same household as a holder of a Mental Disability Certificate | Copy of the Mental Disability Certificate | <input type="checkbox"/> |
| 6 | Those with a child who is eligible for Special Child Support Allowance | Copy of the Special Child Support Allowance Certificate | <input type="checkbox"/> |
| 7 | Those living in the same household as a recipient of a National Pension System's Basic Disability Pension | Copy of the National Pension Certificate or Employees' Pension Insurance Certificate | <input type="checkbox"/> |
| 8 | Receiving public assistance | Public Assistance Recipient Certificate | <input type="checkbox"/> |
| 9 | ① Registered as a resident outside of Matsudo City on the 1st of January 2025 ② Will be registered as a resident outside of Matsudo City on the 1st of January 2026 | The followings may be required by the city to be submitted if My Number is not provided. ① Notification of Resident Tax Certificate for the 2025-26 fiscal year (those requesting admission for Apr-Aug) ② Notification of Resident Tax Certificate for the 2026-27 fiscal year (those requesting admission for Sep-Mar) | <input type="checkbox"/> |
| 10 | ① Registered as a resident outside of Japan on the 1st of January 2025 ② Will be registered as a resident outside of Japan on the 1st of January 2026 | ① Document provided by the employer etc. to prove overseas earnings/income in 2024 ② Document provided by the employer etc. to prove overseas earnings/income in 2025 | <input type="checkbox"/> |
| 11 | Another pre-school age child living in the same household attends another facility (other than a certified nursery school) | Proof of enrollment at the said childcare facility, etc. | <input type="checkbox"/> |
| 12 | Resident outside of Matsudo, and applying to facilities within Matsudo | Application for "Out-of-Jurisdiction-Facility-type Benefit / Community-type Childcare Benefit" | <input type="checkbox"/> |
| 13 | Applying to facilities within Matsudo City due to moving to the city | Rental agreement, sales contract or confirmation of shared residence (if plan to live with family) of new residence | <input type="checkbox"/> |



| | | | |
|----|--|--|--------------------------|
| 14 | Those who are unable to provide the necessary documents in the situation described in No.13 above. | Pledge of moving-in | <input type="checkbox"/> |
| 15 | Loss of employment by financial provider | Letter of release from the employer, etc. | <input type="checkbox"/> |
| 16 | Those who are unavoidably using a non-registered facility | Receipt from the non-registered facility | <input type="checkbox"/> |
| 17 | Any child, guardian, and/or household member is a foreign national | Copy of residence card ※ Or, a copy of a Special Permanent Resident Certificate | <input type="checkbox"/> |

(4) Verification of Identity and My Number

With the enforcement of the “Act on the Use of My Numbers to Identify a Specific Individual in Administrative Procedures” and the partial revision to the “Act on Child and Childcare Support”, those who use a nursery school will be required to provide their individual number (“My Number”) upon application.

When submitting an application with a My Number, one of the parents will be required to provide identification proving their identity and My Number. The other parent and the child must also provide their My Numbers. Please refer to the following, make copies of the necessary documents on vertical, A4-size paper and submit them.

■ Identification Documents

| | Proof of My Number | Proof of Identity |
|---------------------------------------|---|---|
| Those who have My Number Cards |  <div> My Number Card (Both My Number and identity can be verified) </div> |  |
| Those who do not have My Number Cards | <div> Notifi-cation Card or Residence Certificate (with My Number) Etc. </div> | <div> Driver's License or Passport Etc. </div> |

○ For those who own My Number Cards:

Both your My Number and your identity can be verified by My Number Card.
Please attach a copy of both sides of your My Number Card.

○ For those who do not own My Number Cards:

Must submit separate documents to verify their My Number and identity.

One parent of the child should attach a document from each of the following categories ① and ②. The other parent and the child him/her-self must submit a document from category ①.

① Documents to prove My Number (Attach one of the following)

- Copy of a My Number Notification Card (notification mailed since Oct. 2015)
- Copy of a residence certificate (with My Number listed), or a Certificate of Matters Recorded in the Residence Certificate

② Documents to prove identity (Attach one of the following)

- Copy of a Driver's License
- Copy of a Passport
- Copy of a Mental Disability Certificate
- Copy of a Rehabilitation Certificate
- Copy of a Physical Disability Certificate, etc.

If any of the documents above are not available, two of the following items are required.

- Copy of a health insurance card or Certificate of Eligibility for National Health Insurance
- Copy of a nursing care insurance card
- Copy of a National Pension Handbook
- Copy of a Child Rearing Allowance Certificate
- Copy of a Special Child Rearing Allowance Certificate
- Other documents to prove your identification, etc.

(5) Notes on Extension of Period for Receiving Childcare Leave Benefits

The following points should be noted when you apply for an extension of the entitlement period for childcare leave benefits.

Notice of stalled nursery school admission is required to extend the parental leave

- **A certificate issued by Matsudo City stating that the applicant is unable to use a nursery school, etc. (hereinafter referred to as “Notice of Pending Admission”), is required** for the procedure to extend the period of childcare leave.
- **In order to issue a Notice of Pending Admission, you must apply for nursery school enrollment, even if there are no vacancies at the facility of your choice**
- **If an application is not submitted by the deadline for the desired month of admission for any reason, the City will not be able to issue a Notice of Pending Admission for that month.** In particular, a Notice of Pending Admission may be required for children upon reaching the ages of 1 year and 1 year and 6 months, so please remember to apply for admission.

Be sure to make a copy of your nursery school application form before submitting

- **You will need to submit a copy of “Application for ‘Certification of Education and Childcare Benefit for Children’ and Enrollment Facility-type/Community-type Childcare Benefit <Form 1>”** when you apply for an extension of the entitlement period for childcare leave benefits. **Be sure to make a copy of the application before submitting it.** You may need to contact the public employment security office, Hello Work, to prepare other required documents.

Please be mindful of the application deadline

- In general, the application deadline is the last day of the month two months prior to the month in which you wish to enroll your child, but **the deadline for January through April is the last day of November of the previous year.** Please note that the application deadlines vary, and please refer to the cover page of this Guide to Nursery School Admission for details.
- **The application for admission is valid during the school year (from April to March of the following year),** and if it surpasses the school year, the application must be submitted again. **Please be aware of the expiration date of your application.**

Other notes

- For procedures to extend the period of entitlement to childcare leave benefits, contact your employer or the public employment security Office (Hello Work) in your area. **Matsudo City is unable to answer whether or not the period of your childcare leave benefits can be extended.**

【3】 How to Apply

(1) Online application using MyNa Portal

What is required when applying online using the MyNa Portal

- ☐ My Number Card of the applicant
- ☐ One of the following devices that enables you to scan the My Number Card
 - IC card reader/writer
 - A smartphone with the MyNa Portal app installed

Required documents when applying online

When submitting your application electronically, you will be required to upload the necessary documents. We recommend converting documents into image files beforehand, such as by photographing them with your smartphone camera.

- Documents proving your need for childcare (Proof of employment, medical certificate, etc.)
- Documents verifying the My Number of the parent and the child applying (excluding the one for applicant him/her-self)
- Checklist of documents required for nursery school applications (downloadable from the online application system)
- Other documents depending on each household's situation.

※ The set of application forms for childcare facilities (forms 1 through 5) will be generated when you enter your application information on the MyNa Portal, so no document preparation is required.

<Necessary Step!>

Register your email address on the MyNa Portal BEFORE applying!!

From the “やること (Todos)” section of MyNa Portal, you can check the status of procedures you have applied for. First, register your email address using the “メール通知 (Email Notifications)” feature in the MyNa Portal menu. Then, check the box for “行政機関等からのお知らせ (Receive Notifications from Government Agencies)” to complete the setup.

This will allow you to receive email notifications about the status of your submitted applications.

MyNa Portal Step-by-Step Application Guide

- ① Visit the MyNa Portal website (QR code on the right)
- ② Choose municipality
First select “Chiba Prefecture”, then “Matsudo City”
- ③ Search keyword
Open the “Search” tab and search by the word “Hoikuen” to find the page for “保育施設等の利用申込 (Application for Childcare Facilities)”.
- ④ Choose the application form
Click/tap on “詳しく見る (See details)” under the “保育施設等の利用申込”
- ⑤ Start the application procedure
After logging in, review the application instructions and begin the procedure.
- ⑥ Double-check the contents on the application form
At [Step 4 入力内容確認], review the information you filled in. Click/tap the “訂正 (Modify)” button to go back and fix mistakes.
- ⑦ Upload the required documents
Upload the necessary attachments.

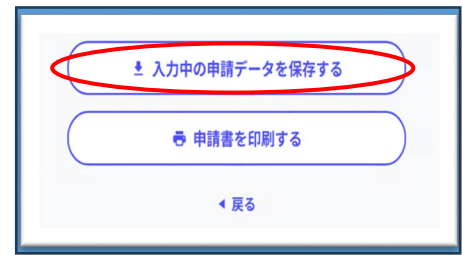


⑧ <IMPORTANT!> Save application data during input

After uploading the attachment at [Step 5 添付書類登録], click/tap on “入力中の申請データを保存する (Save data)”.

※Be sure to save the application information data before selecting “次へすすむ (Continue)”.

※The Nursery School Division may ask you to resubmit your application if the form is incomplete or insufficient. You will need the saved data to fill out the application again; otherwise, you will have to start the application process from scratch.



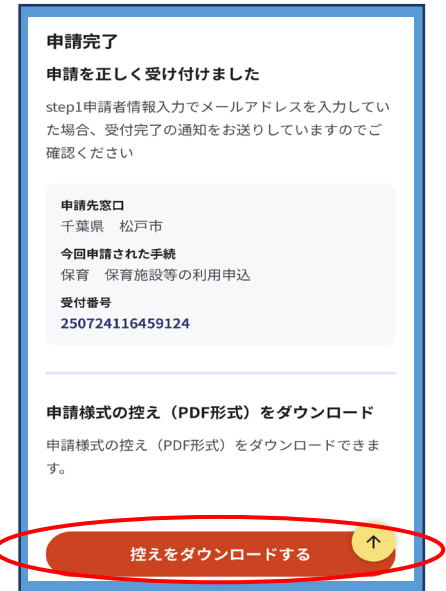
⑨ Submit with electronic signature

This completes your application.

⑩ Download the application information

After successfully submitting the application, the screen on the right will appear, indicating that the application is accepted. Click/tap on “控えをダウンロードする (Download the backup)”. Please note that this is your only opportunity to save your application information.

※For those who are on their parental leave, you will need a copy of your nursery school application document when applying for an extension of the entitlement period for childcare leave benefits. Please be sure to download the backup of your application form at this time.



How to check your application status on MyNa Portal

You can check the status of procedures applied for via the MyNa Portal.

- ① Go to the “やること (Todos)” tab on the Myna Portal.
- ② Select the application procedure for which you would like to check the status.
- ③ Check the status

| Status | Description |
|---------------------------------|---|
| 処理中 In process | Application processing is in progress |
| 完了 Process completed | The application has been processed and approved |
| 要再申請 Re-application required | The application has errors and requires revision and resubmission |

※If you need to reapply, you can use your saved application data by uploading it from your computer or smartphone. Please proceed from “申請データを使用して再申請 (Reapply using application data)” option. If you have not saved your application data, you may need to start the application process from the beginning.

(2) Application at the counter or by mail

Prior application via Matsudo City Online Application System is required even for applications submitted in-person or by mail. Before applying, please be sure to read the application procedures below.

① Register as a user on Matsudo City Online Application System

Please access the Matsudo City Online Application System via the QR code on the right and complete the user registration. An email address is required for registration.



② Pre-application via Matsudo City Online Application System (Obtaining an '申込番号' (Application Number))

Please submit your pre-application through the Matsudo City Online Application System under “【窓口及び郵送による利用申込の事前申請】施設型給付・地域型保育給付費等 教育・保育給付認定申請 兼 利用申込にかかる事前申請 (Pre-Application for Nursery School Application)”. After submitting the pre-application, your Application Number will be sent to your email address. Please keep it for your records.

③ Fill out the application form (Fill in your Application Number)

Please refer to “【2】 About Applying … Pages 2-7” on this guide and complete the application form <Form 1>. Be sure to enter the application number obtained in step ② in the “Application Number Field” located at the top right of Form 1. Applications without an application number cannot be accepted.

④ Submit your application Form (in person or by mail)

Bring the completed form to the Childcare Division counter or mail it to the Division.

⑤ Check your application status

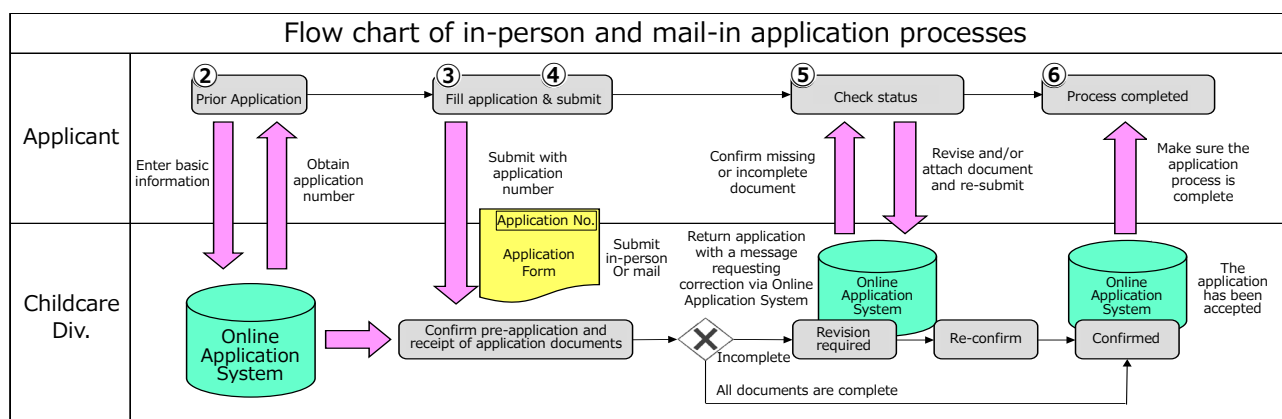
After submitting your application form, you can check the status of your application via the Matsudo City Online Application System. You can track the status based on the displayed status.

| Status | Description |
|-----------------------------------|---|
| 仮受付 Prior application accepted | The reception of application documents is pending |
| 審査中 Review in process | The Childcare Division received the application, and the documents are being reviewed |
| 差戻し Revision required | Incomplete documentation has been identified, and corrections are currently being requested |
| 手続完了 Process completed | The application has been reviewed and accepted |

※ If your application was sent back for revision, please revise and/or resubmit any incomplete or missing documents according to the message you received from the Childcare Division.

⑥ Confirmation of application receipt

Your application is complete once the status in the Matsudo City Online Application System changes to “Process Completed”. Please wait until you receive the selection results.



※ ① First-time users of the Matsudo City Online Application System must register. A valid email address is required for registration.

※ Notification regarding incomplete/missing items and application acceptance will be sent via the Online Application System based on the Application Number obtained by the applicant during the pre-application process.

- Avoid long waits in line -

Childcare Division counter is expected to be very busy during the nursery school application period

1. Congestion visualization system

You can check the Childcare Division counter's waiting time online!


At the Childcare Division, certain procedures may require a lengthy wait.

When visiting the office, please check the counter congestion status via our online system beforehand avoiding peak hours.

Peak hours and days :

- At the end of each month (just before deadlines)
- Mondays, Fridays, day before and after holidays
- Between 10 am and 2 pm
- Particularly crowded: Mid- to late November

※Office hours are from 8:30 am to 5 pm, Monday through Friday



"When is my turn?" You can check that on your smartphone!

Scan the QR code on your check-in ticket that you received when checking-in at the counter to see the real-time wait time.

You can also receive notification via LINE or email when your turn is approaching. (Registration required)

Scan the QR code on your ticket and select "呼出通知の登録 (Register for notification)". You will receive alerts when it is almost your turn even if you are away from the division counter.



2. Some procedures can be completed without visiting the office

- New applications for nursery school enrollment
 - Using My Number Card → Apply electronically using MyNa Portal
 - Without My Number Card → Submit application by mail
- Adding/removing/changing the nursery schools on your application, and/or submitting additional document
 - Procedures can be handled through the Online Application System
- Consultation regarding nursery school enrollment
 - Matsudo City Online Consultation System (Reservations must be made by the day before)



【4】 Steps Leading up to Admission

If you are eligible for either the Group 2 or 3 childcare service and wish to use it, you are required to submit an application to the Matsudo City Childcare Division. Please refer to procedures (1)-(5) below.

(1) Submitting your application forms

(Application for Enrollment and 'Education and Childcare Certification Application')

※ **In principle, applications are accepted through online (MyNa Portal).**

- Applications submitted in person or by mail are also accepted. However, applicants must first submit a preliminary application with their basic information through the Matsudo City Online Application System. After completing the preliminary application online, write the application number you received on the paper application form and submit it. Please refer to the application procedures on page 10.
- When mailing the application, be sure to write the name and address of the applicant (guardian) on the back of the envelope.
- When applying at the counter, please cooperate in minimizing congestion. (See page 11)

[Application forms are available at these locations]

- Available for download from the Matsudo City website
- Matsudo City Hall, New Bldg. 7F, Childcare Division
- Registered nursery schools within Matsudo City

※The application must be received by the application deadline (printed on the cover)
Please allow plenty of time before the deadline to submit everything, as applications received past after the deadline will be reviewed in the following month or later.

① Notes when submitting your application (Please read thoroughly)

Health-related matters

- Please inform us if your child needs special consideration due to any injury or illness (including, undergoing medical treatment, or suffering from allergies, etc.). Specialized concierges are available for consultation in advance. In some cases, the submission of a medical certificate may be necessary. Facilities that accept children needing medical care are limited to ensure their safety, so please inquire in advance.

When applying to siblings at the same time

- In the case that there are two or more pre-elementary school aged children in the same household, applications are to be submitted for both/all children, in principle.
- ※However, only some children may be admitted/apply to the nursery school, provided that the following conditions are met.
 - a) The parents/guardians have a recognized reason for requiring childcare.
 - b) The parents/guardians themselves must secure a place for the other child/children to stay (i.e. Relatives, kindergartens, unlicensed childcare facilities, temporary care, family support center, etc.)

Unless these conditions are met, the nursery school application will not be accepted.

When submitting additional documents or changing your preferred facility or other details after submitting the application forms

- If you are submitting additional documentation after submitting the application, please include a note with the applicant child's name, date of birth, your first choice of nursery school, and the desired admission month. You can also submit the additional documents through the Online Application System.
- If you wish to change your choice of nursery schools after submitting the application form, please make changes through the Online Application System.
- If you decline the offer after accepting the approval for use of nursery school, you will be subject to a deduction of points (minus 40pt) in the selection criteria for one year following that event. Please consider carefully the timing and facility you wish to use before applying.

Other notes

- In principle, new admissions begin the 1st of each month.
- Parking space is very limited at all nursery schools in Matsudo City. Please double check with the facility in advance if you are thinking of driving to/from the nursery school.
- If you are currently experiencing or are in danger of domestic violence or abuse, or if you are currently taking refuge from such a situation, please consult with us upon making your application.
- Applications for non-yet-born children will only be accepted for admission in April 2026. At the time of application, only those with children who are due to be born by February 3, 2026 are eligible to apply.

※Please also see the Matsudo City Childcare Division website for more details on application process.

② Children's age and corresponding class level

| Class | Children born during the following period |
|-------|---|
| Age 0 | After April 2, 2025 |
| Age 1 | April 2, 2024- April 1, 2025 |
| Age 2 | April 2, 2023 - April 1, 2024 |
| Age 3 | April 2, 2022 - April 1, 2023 |
| Age 4 | April 2, 2021 - April 1, 2022 |
| Age 5 | April 2, 2020- April 1, 2021 |

※ Class level is determined by the age as of April 1st 2026

③ For a resident of Matsudo applying for a facility outside the city

Those who are planning to move out of Matsudo before the first day of the month in which they wish to enroll their children in the nursery school

They must apply directly to the nursery school section of the municipal office where they plan to reside. They should also contact the said municipal office for information about required documents, application deadlines, etc.

Those who are not planning to move out of Matsudo before the first day of the month in which they wish to enroll their children in the nursery school

They will first need to confirm the points below with the municipality where the facility is located, and then submit the application to the Matsudo City Hall.

<Points to be confirmed>

- Application deadline in the other municipality (Please turn in the application documents to Matsudo 10 days prior to their deadline)
- If the facility accepts applications from Matsudo City residents
- If it is alright to apply with the forms issued by Matsudo City, or if they require application documents issued by the municipal office in which the facility is located.

<Required documents>

- Necessary documents required at the municipality where you wish to apply to
- Application for Enrollment “Out-of-Jurisdiction-Facility-type Benefit / Community-type Childcare Certification Application”(Form designated by Matsudo City, download available)

④ For a non-resident of Matsudo applying for a facility within Matsudo

Those who are planning to move to Matsudo City before the first day of the month in which they wish to enroll their children in the nursery school

Please obtain the set of application forms provided by Matsudo City, and submit them directly to Matsudo City.

<Required documents>

- Set of application forms designated by Matsudo City (See page 3)
- Application for Enrollment “Out-of-Jurisdiction-Facility-type Benefit / Community-type Childcare Certification Application”(Form designated by Matsudo City, download available)
- A copy of the sale/purchase agreement of your house, a lease agreement, etc., or Certificate of Will to Live Together (Form designated by Matsudo city, download available)
- ※ Only when you are unable to provide a sale/purchase agreement of your house or a lease agreement, etc., you can submit the “Pledge of moving-in” (Form designated by Matsudo city, download available) .

Those who are not planning to move to Matsudo City before the first day of the month in which they wish to enroll their children in the nursery school

You must apply through your local municipal office at least 10 days prior to Matsudo's application deadline. Check with your municipal office to find out which city's application forms you need to use.

<Required documents>

- Set of application forms requested by your city. (If it is not specified, please use Matsudo City's forms)
- Application for Enrollment “Out-of-Jurisdiction-Facility-type Benefit / Community-type Childcare Certification Application”(Form designated by Matsudo City, download available)

(2) Review and approval/non-approval decision

The documents submitted will be reviewed and a decision will be made whether or not to approve the use of the childcare facility. If any irregularities are found in the documents, the City may contact the parents or their employer by telephone to confirm the employment status, etc.

In the case of inadequate documentation, your application may not be assessed in the admission adjustment process. Please read pages 3 through 5 carefully and gather all necessary documentation before submitting them.

(3) Admission adjustment

Childcare placements are coordinated according to each applicant's priority ranking. An index point is set for each applicant based on the information provided in the application and documents supporting the need for childcare.

This index point determines the order of admission for the nursery schools. For more details, please refer to the Matsudo City website, where the admission index point table is available.

(4) Announcement of placements

The Matsudo City Childcare Division will notify the applicant of the result of the admission adjustment, and issue a 'Certificate of Approved Classification for Education and Childcare'.

※ Those who have been approved

- Those who are assigned placements will receive a 'Notice of Acceptance and Placement' by mail from the Childcare Division.

※ Those who have been put on a waitlist

- Those who are waitlisted will be sent a 'Notice of Pending Admission' around the 20th of the month preceding your desired month of admission (once only). (Applicants for March and April admissions will be notified in early February.)
- Your application will continue to be reviewed each month during the same academic year until the end of March of the following year. If you wish to continue applying in the following academic year, you will need to submit a new application. When a placement opens at your desired facility, you will be both contacted by phone and also sent a Notification of Acceptance and Placement in the mail.
- A Notice of Pending Admission will not be mailed in the months following the first adjustment result. Please contact the Childcare Division on or after the 20th of the month prior to the month in which you wish to enroll your child, if necessary.
- Please contact the Childcare Division if any of the information on your application changes. If your child is no longer eligible or if you no longer require childcare services, please withdraw your application through the Matsudo City Online Application System.

(5) Admission

Those who have been granted admission will be required to attend an interview and orientation at their assigned facility. After that, please proceed with preparations for admission under the guidance of each facility.

【Process Outline Entering Nursery School in April, 2026】

※The second adjustment review will be made **only for those who were put on a waitlist in the first adjustment in April 2026.** (Applications submitted after December 1, 2025 will be reviewed for admission for May 2026 start.)

Tour of a facility

- Visit the nursery school of your choice with your child to confirm the daycare policy, opening hours, allergy support, etc. Please contact the school directly to discuss the date and time of the visit.

Consultation (available at all times)

- The Childcare Division provides information and accepts inquiries regarding nursery school enrollment, such as availability of facilities and required documents, etc., at the service counter and by phone (047-366-7351).
- ※The concierge is available weekdays from 9:00 to 15:00 for consultations regarding children's health and development.

(1) Application for Enrollment (Education and Childcare Benefit Certification Application)

- Before applying, please check the City's website for the latest information on the application procedures and the opening of the new facilities.
- Please refer to the application guide (this booklet) when applying.
- Be sure to read the notes on pages 12 - 15 of the application guide carefully before applying.
- Please notify the City Hall as soon as possible if there are any changes in your household situation or your child's health after you submit your application.

★
Submit or mail NLT
Nov. 28, 2025
(Nov.30, 2025 for MyNa Portal)

(2) Confirmation and review of your application, and determination of approval of enrollment

- The applicant's reason for needing childcare and amount of childcare required will be confirmed based on the submitted documents.
- If the documents are incomplete or unclear, we may call the applicant to confirm the details of the application and the household situation.

(3) First Adjustment Review

- The Childcare Division will hold an admission adjustment meeting based on the application documents. Priority will be given to applicants based on the eligibility criteria, and the City will coordinate the use of childcare services according to the availability of childcare facilities.

(4) Certificate of Approved Classification for Education and Childcare is issued

- The result of the admission adjustment review will be sent in a mail, along with the "Certificate of Approved Certification for Education and Childcare".

<Approval>
Notice of Acceptance and Placement

<Waitlist> Notice of Pending Admission

- Those who were waitlisted in the first adjustment review are eligible for consideration in the second adjustment review.
- Please notify us before the due date of the change/addition of the desired schools if you wish, or the City will make the second adjustment based on the original information on your application.

Second Adjustment Review

<Approval>
Notice of Acceptance and Placement

- Those who are granted for nursery school admission at the second round of admission adjustment will receive a Notice of Acceptance by mail

<Waitlist> Notice of Pending Admission is NOT mailed

- If you remain on the waiting list after the second round of admission adjustment, you will not be notified.
- Your application will continue to be reviewed each month after May until March of the following year, but you will need to submit a new set of application documents for the new fiscal year.
- If your child's admission is put on hold for the new fiscal year, you will only receive your waitlist notice after the first adjustment review in the first month the applicant wishes to use a childcare.

(5) Enrollment

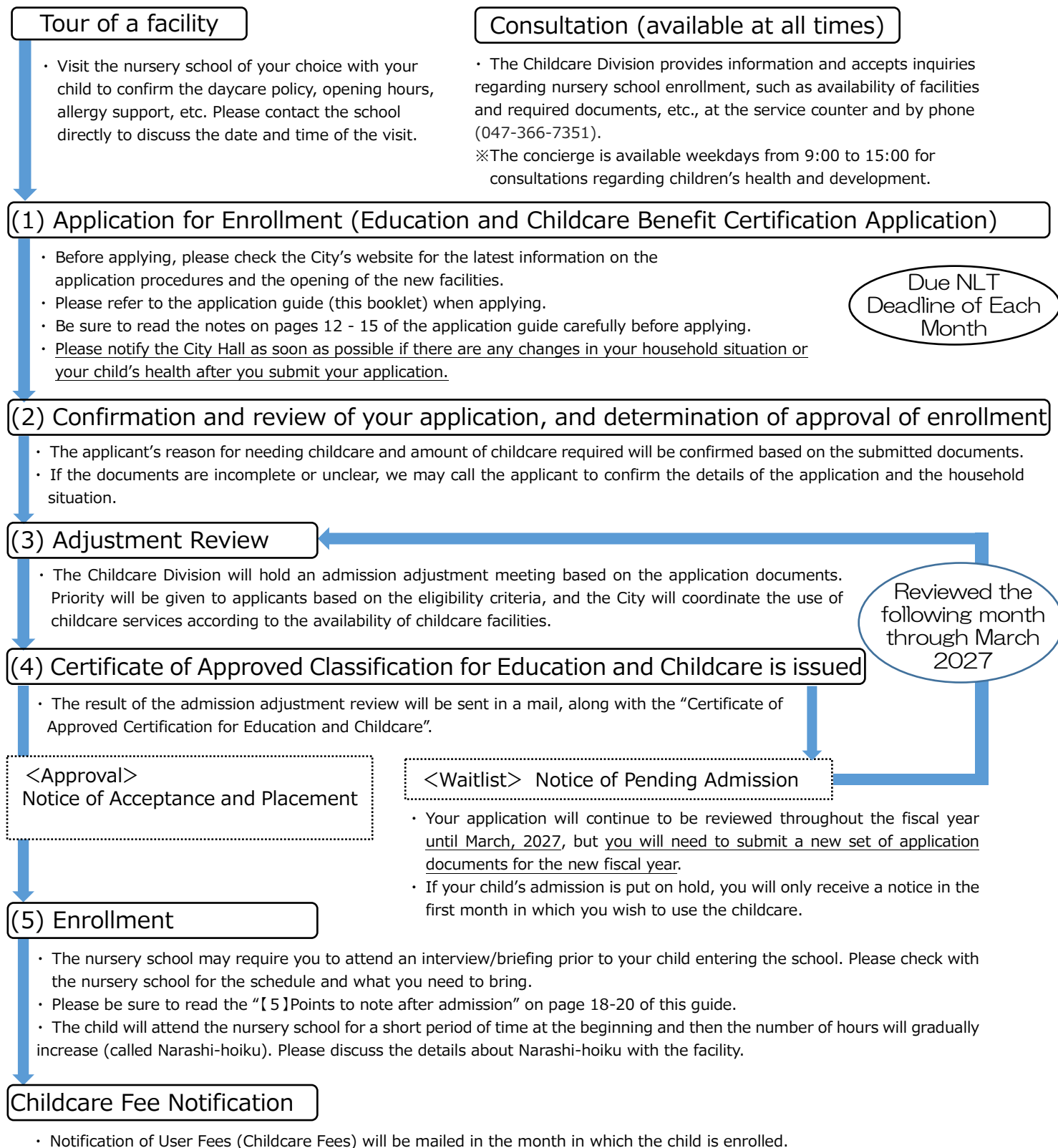
- The nursery school may require you to attend an interview/briefing prior to your child entering the school. Please check with the nursery school for the schedule and what you need to bring.
- Please be sure to read the [5]Points to Note after Admission on pages 18~20 of this guide.
- The child will attend the nursery school for a short period of time at the beginning and then the number of hours will gradually increase (called Narashi-hoiku).

Childcare Fee Notification

- Notification of User Fees (Childcare Fees) will be mailed in mid-April 2026.

【Process Outline Preceding a Child Entering Nursery School between May 2026 and March 2027】

※For those who are applying for admission from or after May 2026, there will be only one admissions adjustment review per month. Applications submitted after each month's deadline will be reviewed for admission in the following month.



【5】 Points to note after admission

(1) General notes

- If you are found to have falsified any information in your application, admission will be revoked. Admission may also be revoked if the child's health is found to be different from the information provided in the Health Report (Form 3 or Form 3-2) after admission is granted.
- After being granted for admission, if you have moved outside of Matsudo City before enrollment, admission may be revoked.
- If you no longer have applicable reasons for requiring childcare services, your admission will be withdrawn.
- If there are any changes to your family/living circumstances (home address, employer, etc.), please inform the facility operator and the Childcare Division.
- Please be aware that you may be contacted by a supervisor even after admission, in order to confirm your continued need for childcare services (i.e. your employment situation, etc.).
- To enable your child to adapt to the facility and to the group environment with minimal stress, attendance hours are reduced for a period after admission (***Narashi-hoiku***). The duration of this acclimation period varies depending the facility and each child's situation. Despite the reduction in hours of use, **there will be no change in the service fees during this time.**
- If you start job-seeking or acquire parental leave, your classification will be changed to 'Short Time Childcare'.
- If your child does not attend for two consecutive months, they will be withdrawn from the facility as a general rule.

(2) Taking a parental leave while the child is using a childcare facility

- If a mother has a second or subsequent child and takes parental leave after the older child(ren) is enrolled in nursery school, the older child(ren) may continue to use the facility even during the parental leave, provided that the mother returns to work by the time the newborn child is 1 year and 6 months old.
※As an exception, if the older child(ren) attending the nursery school at the time of the birth of their younger sibling(s) are in the 3 year old class or older, due to the need for a group environment before the child(ren) enter school, the older child(ren) may continue to use the facility beyond the month in which the younger sibling turns 1 year and 6 months old.
- In principle, children using the facility during their guardian's parental leave period are not allowed to transfer to a different nursery school. However, in the following cases, applications for transfer may be accepted.
 - ① When the guardian will return to work within one month after transfer of nursery school.
 - ② In the event that the reason for requiring a childcare is changed to a reason other than parental leave.
 - ③ When the child is graduating from a facility for children up to 2 years old class (i.e., small-scale childcare services, private daycare centers, etc.).
 - ④ When it becomes difficult for the child to go to the facility he/she is enrolled in due to relocation, etc.
- Once the nursery school transfer is approved, the spot at the former school will be immediately offered to the next applicant waiting, and the transferred child will not be able to return to the former school. Please notify the Childcare Division as soon as possible if you need to cancel the transfer request.

(3) For those planning to return to work from parental leave

- If granted admission, you will need to return to the workplace listed in the Proof of Employment by the first business day of the month following your child's admission.
- If you are unable to return to work by the first business day of the month following your child's admission, your child may be unenrolled from the facility.
- Please be sure to submit the Certificate of Reinstatement to the facility or the Childcare Division within one month after going back to work. (Form designated by Matsudo City, download available.)

《Examples of Common Cases》

Those who plan to return to work after parental leave receive additional points to consider in the admission adjustment process. Therefore, the eligibility of returning to work and the working conditions (number of working days, hours, etc.) after parental leave have a significant impact on the selection process.

Please see below for examples of how people have returned to work.

Case ① : When the acceptance/non-acceptance of the use of nursery school is affected by the way of returning to work

[Situation] The applicant is on a parental leave at company A, and planning to return to work after his/her child enrolls in to a nursery school, with no change in the number of days and hours of work from before taking leave.

| | Use of nursery school | Place of employment after the child's enrollment |
|----|-----------------------|---|
| a) | ○ | Return to work at company A |
| b) | ○ | Return to work at company A, and transfer to company B after one month |
| c) | × | Do not return to work at company A, and transfer to company B |
| d) | × | Do not return to work and retire from company A (Change the reason for needing childcare to "Job Seeking") |

In case (b) above, the child's enrollment is approved because the applicant once returned to work at company A and the changed jobs at company B.

Case (c) is not eligible for additional points from "Returning from Parental Leave" but only from "Job Offer", because the applicant did not return to work at company A, the employer described in the employment certificate attached to the nursery school application form.

Similarly to (c), the index score in case (d) is for "Job Seeking" and is not eligible for the additional "Returning from Parental Leave" point.

The number of points for both (c) and (d) differs from the initial admission adjustment, and enrollment may be revoked.

Case ② : When the acceptance/non-acceptance of the use of nursery school is affected by the employment conditions (number of days and hours of work, etc.)

[Situation] The applicant is planning to return to work at the same company.

| | Use of nursery school | Working conditions after returning to work |
|----|-----------------------|--|
| e) | ○ | Return to work under the work conditions described in the employment certificate attached to the application. |
| f) | ○ | Return to work using the company's "short working hour system for childcare" (without changing the number of days and hours based on the employment contract described in the employment certificate attached to the application). |
| g) | × | Return to work with a change of employment contract to work for a shorter period of time than described in the employment certificate attached to the application. |

In case (f) above, the child's enrollment is approved because the number of days and hours of work in the applicant's employment contract is not changed. Although he/she is using the company's short working hour system, it is considered that the applicant has returned to work under the same working conditions as those stated in the application documents.

The number of points for (g) differs from the initial admission adjustment because the employment contract has been changed to the shorter hours, and therefore the enrollment may be revoked.

Case ③ : When the acceptance/non-acceptance of the use of nursery school is affected by a temporary worker's return to work

[Situation] The applicant is employed by temp agency A, and is sent to work for company B. He/she is currently taking a parental leave from the temp agency A, and planning to return to work under the same working conditions after the child is enrolled in a nursery school.

| | Use of nursery school | Place of employment after the child's enrollment |
|----|-----------------------|--|
| h) | ○ | Return to work at temp agency A, and be dispatched to company B |
| i) | ○ | Return to work at temp agency A, and be dispatched to company C |
| j) | × | Do not return to work at temp agency A, but transfer to temp agency D and be dispatched to company B |

In cases (h) and (i), the applicant has returned to work for the same agency A where they took parental leave, so the child's enrollment is approved even if the company to which they are sent is different from before.

Case (j) is not eligible for additional points from "Returning from Parental Leave" but only from "Job Offer", because although the applicant is sent to work for the same company B, he/she did not return to work for agency A but was employed by another agency D. In this case, the number of points is different from the initial admission adjustment, and enrollment may be revoked.

Case ④ : When the acceptance/non-acceptance of the use of nursery school is affected by a temporary worker's employment conditions (number of days and hours of work, etc.)

[Situation] The applicant is planning to return to work at the same temp agency and sent to the same company as before taking leave.

| | Use of nursery school | Working conditions after returning to work |
|----|-----------------------|--|
| k) | ○ | Return to work under the work conditions described in the employment certificate attached to the application. |
| l) | ○ | Return to work <u>more</u> days and/or hours than the work conditions described in the employment certificate attached to the application. |
| m) | × | Return to work <u>less</u> days and/or hours than the work conditions described in the employment certificate attached to the application. |

In case (l), the child's enrollment is approved because the applicant has returned to work under conditions that are more than what was stated in the application documents.

In case (m), the applicant has returned to work under conditions that are less than what was stated in the application documents, and therefore, the number of points is different from the initial admission adjustment, and enrollment may be revoked.

For any other questions regarding reinstatement, please contact the Childcare Division.

【6】 Childcare fees

(1) Childcare user fees (Please refer to the 'Table of Childcare Fees' P23-25)

- Childcare fees are determined by the amount of municipal resident tax paid by the parents/guardians who live in the same household as the child, determined as follows -
Admission Apr. - Aug. 2026 -> based upon tax paid in 2025-26 fiscal year
Admission Sep. 2025 - Mar. 2027 -> based upon tax paid in 2026-27 fiscal year

※ If the information required to calculate the applicable childcare fees cannot be obtained, the childcare fee rate will be determined at the highest fee category. For information on how to check your filing status and how to file, please contact the Resident Taxation Division of your municipality as of January 1, 2025 and January 1, 2026.

- If two or more children are enrolled in kindergarten or nursery school at the same time, the childcare fee for the second child will be approximately half. In the case of kindergartens and other facilities (excl. the authorized nursery schools), please provide a certificate of enrollment.

- When calculating the amount of income tax paid upon approving the childcare fee amount to be borne by the applicant, tax deductions (excl. adjusted deductions) will not be applied.
- Additional fees will be charged for extended childcare hours. However, for those who are enrolled in a public nursery school, the 2nd child is charged half and the 3rd child is exempt from the extended childcare fees.
- Childcare fee payments must be made **by the end of each month** (28th in December only). In the case that the end of the month falls on a weekend or public holiday, payment is due on the next business day. **Be sure to pay on time.**
- When a payment is not made by the due date, in addition to sending a letter of reminder/demand, investigation and/or seizure of property may be conducted to settle outstanding debts.
- In the case of Centers for early-childhood education and of small-scale childcare services, payments are to be made directly to the facility. Please consult with the individual facility regarding payment methods and due dates.
- In principle, childcare fees are not adjusted retroactively beyond the fiscal year. However, childcare fees may be revised if there are changes in amended tax declaration, childcare classification, and/or household situation, etc. within the fiscal year. Please contact us immediately if those changes occur.
- The 'Table of Childcare Fees' is subject to any revisions made to base payment rates, as dictated by the Ministry of Health, Labor & Welfare.

(2) Bank transfer of childcare fees for authorized nursery schools

- **Matsudo City requests that all users with a child in a class for 0 through 2 year olds of authorized nursery school facilities make childcare fee payments via automatic bank transfer.**

※For Certified Childcare Centers, Small-scale childcare services, please contact each facility directly

【How to set up for a bank transfer】

- ① On the web using the bank transfer application service below)



- Scan the QR code to the left
- You will receive a notification in the mail when the bank transfer application process is complete in approximately one month.

- ② At the financial institution using the bank transfer request form

- Fill in the bank transfer request form provided at each nursery schools and complete the necessary procedures at your financial institution.
- You will receive a notification in the mail approximately two months after submitting the bank transfer request form at the financial institution.

※ For both methods ① and ②, payment by bank transfer will begin at the end of the month in which you receive the notification that your registration is complete.

(3) Other fees

Parents will be required to cover expenses other than childcare fees (i.e. extended childcare fees, school meal fees, event fees, and educational material costs, etc.).

These expenses will be calculated and collected individually for each facility.

For users of public nursery schools, we request the use of account transfers in the same manner as childcare fees.

【7】Free Preschool Education and Childcare Fees

Childcare fees (excluding extended hour fees) will be free for the following eligible children.

◎ Eligible children (Ages as of April 1st, 2026)

・Children between 3 to 5 years old

Facilities : Nursery schools, Certified Childcare Centers

| | |
|-----------------------|--|
| Class for 3-year-olds | Born between April 2, 2022 - April 1, 2023 |
| Class for 4-year-olds | Born between April 2, 2021 - April 1, 2022 |
| Class for 5-year-olds | Born between April 2, 2020 - April 1, 2021 |

・0 to 2 year old children of residence tax exempt households

Facilities : Nursery schools, Certified Childcare Centers, Small-scale childcare services

| | |
|-----------------------|--|
| Class for 0-year-olds | Born after April 2, 2025 |
| Class for 1-year-olds | Born between April 2, 2024 - April 1, 2025 |
| Class for 2-year-olds | Born between April 2, 2023 - April 1, 2024 |

If you have any questions about expenses other than childcare fees, please contact the City Hall or your childcare facility using the information below.

【Public nursery schools】

⇒ **Matsudo City, Childcare Division 047-366-7351**

【Non-public nursery schools, Certified Childcare Centers, and Small-scale childcare services】

⇒ **Please contact each facility directly**

【8】 FY 2026 Table for Childcare Fees

(For approved classification group 1)

| Classifications of the Child's Household | | Childcare Fees – Yen/Month |
|--|--|---|
| Class. NO. | Definition of the Each Classification (Based on the amount of municipal residence tax paid) | 3~5 year old child |
| 1A | Households that receive Public Assistance (Incl. single-source household) | <p style="text-align: center; font-size: 2em;">Free</p> <p>Other expenses must be borne by the parents.</p> <ul style="list-style-type: none"> – School meal fees – Event fees – Educational material cost – Extended childcare fees, etc. |
| 1B | Tax exempt household (single parent) | |
| 2B | Tax exempt household | |
| 2 | Income-based tax is ¥0 (taxed per-capita part only) | |
| 3 | Income-based tax is less than ¥24,300 | |
| 4 | ¥24,300 and over Less than ¥48,600 | |
| 5 | ¥48,600 and over Less than ¥51,000 | |
| 6 | ¥51,000 and over Less than ¥60,700 | |
| 7 | ¥60,700 and over Less than ¥72,800 | |
| 8-1 | ¥72,800 and over Less than ¥77,101 | |
| 8-2 | ¥77,101 and over Less than ¥84,900 | |
| 9 | ¥84,900 and over Less than ¥97,000 | |
| 10 | ¥97,000 and over Less than ¥109,000 | |
| 11 | ¥109,000 and over Less than ¥111,000 | |
| 12 | ¥111,000 and over Less than ¥123,000 | |
| 13 | ¥123,000 and over Less than ¥135,000 | |
| 14 | ¥135,000 and over Less than ¥157,000 | |
| 15 | ¥157,000 and over Less than ¥169,000 | |
| 16 | ¥169,000 and over Less than ¥191,000 | |
| 17 | ¥191,000 and over Less than ¥213,000 | |
| 18 | ¥213,000 and over Less than ¥235,000 | |
| 19 | ¥235,000 and over Less than ¥257,000 | |
| 20 | ¥257,000 and over Less than ¥279,000 | |
| 21 | ¥279,000 and over Less than ¥301,000 | |
| 22 | ¥301,000 and over Less than ¥397,000 | |
| 23 | ¥397,000 and over | |

Those enrolled in a Center for Early Childhood Education & Care (group 1) or a kindergarten that receives Facility-type Benefits, and who meet requirements (see page 2) for the need of childcare services;

You may be eligible to receive subsidies for service fees if certified for the “Benefit for the Use of Childcare Facility”.

Please read the “Guide for Children Enrolled in Facility-Type-Benefiting-Kindergartens and Centers for Early Childhood Education and Care” for details on how to apply for free pre-school education and childcare system use when using temporary childcare services, as distributed in the following spots.

<Places of distribution>

- Matsudo City Hall, New Bldg. 7F Childcare Div.
- Kindergartens (with facility-type-benefits) and Centers for Early Childhood Education and Care within the City of Matsudo
- Download available from Matsudo City official HP

FY 2026 Table for Childcare Fees

(For approved classification group 2 and 3)

The classification for the period between April and August is determined by the Residence Tax paid in the previous fiscal year, and the classification for the period of September through March of the following year is determined by the amount of Residence Tax paid in the current fiscal year.

Standard Time

| Classifications of the Child's Household | | | Childcare Fees (Yen/Month) | | The Second Child's Childcare Fees (Yen/Month) | | Children 3 years old and over |
|--|--|--------------------|--|--------------------------------|--|--------------------------------|---|
| Class. NO. | Definition of the Each Classification Based on the amount of municipal residence tax paid | | Below 3 yrs. old | | Below 3 yrs. old | | |
| | | | Centres for Early Childhood Education and Care | Small-Scale Childcare Services | Centres for Early Childhood Education and Care | Small-Scale Childcare Services | |
| 1A | Households that receive Public Assistance (Incl. single-source household) | | 0 | 0 | 0 | 0 | <div>Free</div> <div>Other expenses must be borne by the parents. - School meal fees - Event fees - Educational material cost - Extended childcare fees, etc.</div> |
| 1B | Tax exempt household (single parent) | | 0 | 0 | 0 | 0 | |
| 2B | Tax exempt household | | 0 | 0 | 0 | 0 | |
| 2 | Income-based tax is ¥0 (taxed per-capita part only) | | 7,600 | 6,000 | 3,800 [3,800] | 3,000 [3,000] | |
| 3 | Income-based tax is less than ¥24,300 | | 9,200 | 7,300 | 4,600 [4,600] | 3,700 [3,700] | |
| 4 | ¥24,300 and over | Less than ¥48,600 | 10,800 | 8,600 | 5,400 [5,400] | 4,300 [4,300] | |
| 5 | ¥48,600 and over | Less than ¥51,000 | 13,900 | 11,100 | 7,000 [7,000] | 5,600 [5,600] | |
| 6-1 | ¥51,000 and over | Less than ¥57,700 | 15,400 | 12,300 | 7,700 [7,700] | 6,200 [6,200] | |
| 6-2 | ¥57,700 and over | Less than ¥60,700 | 15,400 | 12,300 | 7,700 [7,700] | 6,200 [6,200] | |
| 7 | ¥60,700 and over | Less than ¥72,800 | 18,300 | 14,600 | 9,200 [9,000] | 7,300 [7,300] | |
| 8-1 | ¥72,800 and over | Less than ¥77,101 | 23,300 | 18,600 | 11,700 [9,000] | 9,300 [9,000] | |
| 8-2 | ¥77,101 and over | Less than ¥84,900 | 23,300 | 18,600 | 11,700 | 9,300 | |
| 9 | ¥84,900 and over | Less than ¥97,000 | 24,400 | 19,500 | 12,200 | 9,800 | |
| 10 | ¥97,000 and over | Less than ¥109,000 | 28,900 | 23,100 | 14,500 | 11,600 | |
| 11 | ¥109,000 and over | Less than ¥111,000 | 31,500 | 25,200 | 15,800 | 12,600 | |
| 12 | ¥111,000 and over | Less than ¥123,000 | 35,800 | 28,600 | 17,900 | 14,300 | |
| 13 | ¥123,000 and over | Less than ¥135,000 | 36,600 | 29,200 | 18,300 | 14,600 | |
| 14 | ¥135,000 and over | Less than ¥157,000 | 42,600 | 34,000 | 21,300 | 17,000 | |
| 15 | ¥157,000 and over | Less than ¥169,000 | 44,500 | 35,600 | 22,300 | 17,800 | |
| 16 | ¥169,000 and over | Less than ¥191,000 | 48,100 | 38,400 | 24,100 | 19,200 | |
| 17 | ¥191,000 and over | Less than ¥213,000 | 51,300 | 41,000 | 25,700 | 20,500 | |
| 18 | ¥213,000 and over | Less than ¥235,000 | 55,900 | 44,700 | 28,000 | 22,400 | |
| 19 | ¥235,000 and over | Less than ¥257,000 | 57,000 | 45,600 | 28,500 | 22,800 | |
| 20 | ¥257,000 and over | Less than ¥279,000 | 58,500 | 46,800 | 29,300 | 23,400 | |
| 21 | ¥279,000 and over | Less than ¥301,000 | 59,600 | 47,600 | 29,800 | 23,800 | |
| 22 | ¥301,000 and over | Less than ¥397,000 | 63,200 | 50,500 | 31,600 | 25,300 | |
| 23 | ¥397,000 and over | | 64,700 | 51,700 | 32,400 | 25,900 | |

- Note: Age classification in this table is according to the age as of April 1st, 2026, and the amount of the fees does not
- ① change throughout the fiscal year.
 - ② When calculating the income-based portion of the residence tax amount, the special deductions such as, Housing-loan deductions, donation deductions, etc. are not applied.
 - ③ Households who neglect to provide their tax documents (i.e. income has not been declared, etc.) will be charged childcare fees according to the highest of the classifications above.
 - ④ For households with two or more pre-school children, if the oldest child attending kindergarten or a nursery school is the first child, the fee for the second child will be approximately half the standard rate. (Please submit a proof of admission for child(ren) enrolled in kindergartens.)
 - ⑤ For the households in tiers up to the 6-1, the second child will be charged approximately half price regardless of
 - ⑥ The third child and subsequent children are free regardless of municipal resident tax amount (no income
 - ⑦ For the single-parent households that fall into the classifications upto 8-1, there is no age limit for the multiple siblings discount outlined in ④, ⑤, and ⑥ above, and the first child is charged the childcare fees indicated in the brackets[] in "The second child" column. The childcare fees for the second and the younger child(ren) in those households will be free.
 - ⑧ Childcare fees for "children from 3 to 5 years old" and "0 to 2 years old children of residence tax exempt

<Expenses other than childcare fees for the children over 3 years old>

Amount for school meal fees, event fees, educational material cost, extended-hours childcare fees, etc. will be determined and collected by the each facility. For the details, please contact the facility information at the bottom of this page.

※However, the school lunch fee is exempted for households in the following 1 to 3 according to the above classification table.

1. Households up to classification No. 8-1 that require social welfare* (*Persons receiving public assistance and/or single-parent households)
2. Households up to classification No. 6-1
3. The third and any subsequent child(ren) in the same household.

■ Public nursery schools ⇒ [Inquiry] Matsudo City, Childcare Division 047-366-7351

FY 2026 Table for Childcare Fees

(For approved classification group 2 and 3)

The classification for the period between April and August is determined by the Residence Tax paid in the previous fiscal year, and the classification for the period of September through March of the following year is determined by the amount of Residence Tax paid in the current fiscal year.

Short Time

| Classifications of the Child's Household | | | Childcare Fees (Yen/Month) | | The Second Child's Childcare Fees (Yen/Month) | | Children 3 years old and over |
|--|---|--|--------------------------------------|--|--|---|----------------------------------|
| Class. NO. | Definition of the Each Classification Based on the amount of municipal residence tax paid | Below 3 yrs. old | | Below 3 yrs. old | | | |
| | | Centres for Early Childhood Education and Care | Small-Scale Childcare Services | Centres for Early Childhood Education and Care | Small-Scale Childcare Services | | |
| 1A | Households that receive Public Assistance (Incl. single-source household) | 0 | 0 | 0 | 0 | <div>Free</div> <div>Other expenses must be borne by the parents. - School meal fees - Event fees - Educational material cost - Extended childcare fees, etc.</div> | |
| 1B | Tax exempt household (single parent) | 0 | 0 | 0 | 0 | | |
| 2B | Tax exempt household | 0 | 0 | 0 | 0 | | |
| 2 | Income-based tax is ¥0 (taxed per-capita part only) | 7,400 | 5,900 | 3,700 [3,700] | 3,000 [3,000] | | |
| 3 | Income-based tax is less than ¥24,300 | 9,000 | 7,200 | 4,500 [4,500] | 3,600 [3,600] | | |
| 4 | ¥24,300 and over Less than ¥48,600 | 10,600 | 8,400 | 5,300 [5,300] | 4,200 [4,200] | | |
| 5 | ¥48,600 and over Less than ¥51,000 | 13,600 | 10,800 | 6,800 [6,800] | 5,400 [5,400] | | |
| 6-1 | ¥51,000 and over Less than ¥57,700 | 15,100 | 12,000 | 7,600 [7,600] | 6,000 [6,000] | | |
| 6-2 | ¥57,700 and over Less than ¥60,700 | 15,100 | 12,000 | 7,600 [7,600] | 6,000 [6,000] | | |
| 7 | ¥60,700 and over Less than ¥72,800 | 17,900 | 14,300 | 9,000 [8,800] | 7,200 [7,200] | | |
| 8-1 | ¥72,800 and over Less than ¥77,101 | 22,900 | 18,300 | 11,500 [8,800] | 9,200 [8,800] | | |
| 8-2 | ¥77,101 and over Less than ¥84,900 | 22,900 | 18,300 | 11,500 | 9,200 | | |
| 9 | ¥84,900 and over Less than ¥97,000 | 23,900 | 19,100 | 12,000 | 9,600 | | |
| 10 | ¥97,000 and over Less than ¥109,000 | 28,400 | 22,700 | 14,200 | 11,400 | | |
| 11 | ¥109,000 and over Less than ¥111,000 | 30,900 | 24,700 | 15,500 | 12,400 | | |
| 12 | ¥111,000 and over Less than ¥123,000 | 35,100 | 28,000 | 17,600 | 14,000 | | |
| 13 | ¥123,000 and over Less than ¥135,000 | 35,900 | 28,700 | 18,000 | 14,400 | | |
| 14 | ¥135,000 and over Less than ¥157,000 | 41,800 | 33,400 | 20,900 | 16,700 | | |
| 15 | ¥157,000 and over Less than ¥169,000 | 43,700 | 34,900 | 21,900 | 17,500 | | |
| 16 | ¥169,000 and over Less than ¥191,000 | 47,200 | 37,700 | 23,600 | 18,900 | | |
| 17 | ¥191,000 and over Less than ¥213,000 | 50,400 | 40,300 | 25,200 | 20,200 | | |
| 18 | ¥213,000 and over Less than ¥235,000 | 54,900 | 43,900 | 27,500 | 22,000 | | |
| 19 | ¥235,000 and over Less than ¥257,000 | 56,000 | 44,800 | 28,000 | 22,400 | | |
| 20 | ¥257,000 and over Less than ¥279,000 | 57,500 | 46,000 | 28,800 | 23,000 | | |
| 21 | ¥279,000 and over Less than ¥301,000 | 58,500 | 46,800 | 29,300 | 23,400 | | |
| 22 | ¥301,000 and over Less than ¥397,000 | 62,100 | 49,600 | 31,100 | 24,800 | | |
| 23 | ¥397,000 and over | 63,600 | 50,800 | 31,800 | 25,400 | | |

- Note:** Age classification in this table is according to the age as of April 1st, 2026, and the amount of the fees does not
- ① change throughout the fiscal year.
 - ② When calculating the income-based portion of the residence tax amount, the special deductions such as, Housing-loan deductions, donation deductions, etc. are not applied.
 - ③ Households who neglect to provide their tax documents (i.e. income has not been declared, etc.) will be charged childcare fees according to the highest of the classifications above.
 - ④ For households with two or more pre-school children, if the oldest child attending kindergarten or a nursery school is the first child, the fee for the second child will be approximately half the standard rate. (Please submit a proof of admission for child(ren) enrolled in kindergartens.)
 - ⑤ For the households in tiers up to the 6-1, the second child will be charged approximately half price regardless of
 - ⑥ The third child and subsequent children are free regardless of municipal resident tax amount (no income
 - ⑦ For the single-parent households that fall into the classifications upto 8-1, there is no age limit for the multiple siblings discount outlined in ④, ⑤, and ⑥ above, and the first child is charged the childcare fees indicated in the brackets[] in "The second child" column. The childcare fees for the second and the younger child(ren) in those households will be free.
 - ⑧ Childcare fees for "children from 3 to 5 years old" and "0 to 2 years old children of residence tax exempt

<Expenses other than childcare fees for the children over 3 years old>

Amount for school meal fees, event fees, educational material cost, extended-hours childcare fees, etc. will be determined and collected by the each facility. For the details, please contact the facility information at the bottom of this page.

※However, the school lunch fee is exempted for households in the following 1 to 3 according to the above classification table.

1. Households up to classification No. 8-1 that require social welfare* (*Persons receiving public assistance and/or single-parent households)
2. Households up to classification No. 6-1
3. The third and any subsequent child(ren) in the same household.

■ Public nursery schools ⇒ [Inquiry] Matsudo City, Childcare Division 047-366-7351

【9】Nursery Schools in Matsudo

Matsudo / Yakiri / Kita Matsudo / Wanagaya Area

- Visits to the nursery schools are accepted throughout the year as needed. Please call each facility to inquire beforehand.
- Map of the childcare facilities is available through scanning the QR code listed on the final page of this guide.
- This list reflects information as of October 6, 2025. For details please contact childcare facility directly.

<Types of Establishments> "Municipal"=Matsudo City (Public) , "Corporate"=Social welfare corporation / Educational corporation, "Company"=Private enterprise / Limited company, "NPO"=Specified nonprofit corporation, "Private"=Privately owned

<Age for Admission> Age at which one is eligible to enroll in each nursery school (as of the first day of the desired month of admission). (Ages "1~below 3" refers to the age of the child as of April 1st of the applying year.)

<Saturday Childcare Locations> Saturday childcare will be provided at the facilities listed here. Facilities marked with (*) will also offer childcare during the Obon period.

<Associated Facilities> Kindergartens in which Small-Scale Childcare Facility will recommend their enrolled children according to the quota set by the target kindergarten. Please check with each Small-Scale Childcare Facility for details.

Public Nursery School

Matsudo / Yakiri / Kita Matsudo / Wanagaya Area

| Facility No. | Name of Facility | Type of Establishment | Address | | Phone Number (Area code +047) |
|--|-------------------------------------|--------------------------------|------------------------------|--------------------------|----------------------------------|
| Age for Admission | Available Classes | Playground within the premises | School Uniform | Number of Parking Space | |
| Operating Hours | Saturday Childcare Locations | Associated Facilities | | Associated Kindergartens | |
| 1 | Kitamatsudo Hoikusho | Municipal | Kamihongo 3870 | | 362-8282 |
| 6 mo. ~ 5 | Age 0 Age 1 Age 2 Age 3 Age 4 Age 5 | Yes | No | 6 available | |
| (Mon-Fri) 7:00~19:00 (Sat) 7:00~18:00 | | | | | |
| 15 | Nijusseikigaoka Hoikusho | Municipal | Nijusseikigaoka-Toyamacho 73 | | 391-2200 |
| 6 mo. ~ 5 | Age 0 Age 1 Age 2 Age 3 Age 4 Age 5 | Yes | No | 1 available | |
| (Mon-Fri) 7:00~19:00 (Sat) 7:00~18:00 | | | | | |
| 17 | Matsugaoka Hoikusho | Municipal | Matsudoshinden 554-2 | | 368-9191 |
| 3 ~ 5 | — — — Age 3 Age 4 Age 5 | Yes | No | 7 available | |
| (Mon-Fri) 7:00~19:00 (Sat) 7:00~18:00 | | | | | |

Non-Public Nursery School

Matsudo / Yakiri / Kita Matsudo / Wanagaya Area

| Facility No. | Name of Facility | Type of Establishment | Address | | Phone Number (Area code +047) |
|--|-------------------------------------|--------------------------------|-----------------|--------------------------|----------------------------------|
| Age for Admission | Available Classes | Playground within the premises | School Uniform | Number of Parking Space | |
| Operating Hours | Saturday Childcare Locations | Associated Facilities | | Associated Kindergartens | |
| 101 | Kohitsuji Hoikuen | Corporate | Kamiyakiri 113 | | 362-5916 |
| After maternity leave ~ 5 | Age 0 Age 1 Age 2 Age 3 Age 4 Age 5 | Yes | Yes | 4 available | |
| (Mon-Fri) 7:00~19:00 (Sat) 7:00~18:00 | | | | | |
| 102 | Dai-ichi Heiwa Hoikuen | Corporate | Matsudo 2283-2 | | 367-0123 |
| After maternity leave ~ 5 | Age 0 Age 1 Age 2 Age 3 Age 4 Age 5 | Yes | No | 8 available | |
| (Mon-Fri) 7:00~19:00 (Sat) 7:00~18:00 | | | | | |
| 103 | Dai-ni Heiwa Hoikuen | Corporate | Matsudo 1394 | | 367-0105 |
| After maternity leave ~ 5 | Age 0 Age 1 Age 2 Age 3 Age 4 Age 5 | No | No | No parking available | |
| (Mon-Fri) 7:00~19:00 (Sat) 7:00~19:00 | | | | | |
| 105 | Matsudo Midori Hoikuen | Corporate | Nakaicho 1-32-6 | | 308-2866 |
| After maternity leave ~ 5 | Age 0 Age 1 Age 2 Age 3 Age 4 Age 5 | Yes | Yes | 2 available | |
| (Mon-Fri) 7:30~20:00 (Sat) 7:30~18:30 | | | | | |

| Facility No. | Name of Facility | | | | | | Type of Establishment | Address | | | Phone Number (Area code +047) | |
|--|---------------------------|------------------------------|-------|-------|-------|-------|-------------------------------|-------------------|----------------|--------------------------|----------------------------------|--|
| Age for Admission | Available Classes | | | | | | Playgroud within the premises | | School Uniform | Number of Parking Space | | |
| Operating Hours | | Saturday Childcare Locations | | | | | Associated Facilities | | | Associated Kindergartens | | |
| 114 | Kamihongo Hoikuen | | | | | | Corporate | Kamihongo 2292 | | | 366-0675 | |
| After maternity leave ~ 5 | Age 0 | Age 1 | Age 2 | Age 3 | Age 4 | Age 5 | Yes | | No | 2 available | | |
| (Mon-Fri) 7:00~19:00 (Sat) 7:00~18:00 | | | | | | | | | | | | |
| 115 | Tsubomi Hoikuen | | | | | | Corporate | Kamiyakiri 1101-2 | | | 368-7811 | |
| After maternity leave ~ 5 | Age 0 | Age 1 | Age 2 | Age 3 | Age 4 | Age 5 | Yes | | Yes | 5 available | | |
| (Mon-Fri) 7:00~19:00 (Sat) 7:00~18:00 | | | | | | | | | | | | |
| 120 | Matsudo Minami Hoikuen | | | | | | Corporate | Koyama 523-5 | | | 368-0366 | |
| After maternity leave ~ 5 | Age 0 | Age 1 | Age 2 | Age 3 | Age 4 | Age 5 | Yes | | No | 2 available | | |
| (Mon-Fri) 7:00~19:00 (Sat) 7:00~18:00 | | | | | | | | | | | | |
| 128 | Hoikuen Kibou no Takara | | | | | | Corporate | Honcho 13-9 | | | 308-3088 | |
| After maternity leave ~ 5 | Age 0 | Age 1 | Age 2 | Age 3 | Age 4 | Age 5 | No | | No | No parking available | | |
| (Mon-Fri) 7:00~20:00 (Sat) 7:00~18:00 | | | | | | | | | | | | |
| 135 | Wanagaya Himawari Hoikuen | | | | | | Corporate | Wanagaya 1104-1 | | | 711-6603 | |
| After maternity leave ~ 5 | Age 0 | Age 1 | Age 2 | Age 3 | Age 4 | Age 5 | Yes | | No | 4 available | | |
| (Mon-Fri) 7:00~19:00 (Sat) 7:00~18:00 | | | | | | | | | | | | |
| 139 | Hoikuen Kibou no Tsubasa | | | | | | Corporate | Nemoto 12-16 | | | 710-9939 | |
| After maternity leave ~ 5 | Age 0 | Age 1 | Age 2 | Age 3 | Age 4 | Age 5 | Yes | | No | No parking available | | |
| (Mon-Fri) 7:00~20:00 (Sat) 7:00~18:00 | | | | | | | | | | | | |
| 146 | Dai-san Heiwa Hoikuen | | | | | | Corporate | Konemoto 161-3 | | | 710-6651 | |
| After maternity leave ~ 5 | Age 0 | Age 1 | Age 2 | Age 3 | Age 4 | Age 5 | Yes | | No | 6 available | | |
| (Mon-Fri) 7:00~19:00 (Sat) 7:00~18:00 | | | | | | | | | | | | |
| 147 | Keya-Kids Hoikuen | | | | | | Corporate | Kogasaki 1-3073 | | | 703-8805 | |
| 3 ~ 5 | — | — | — | Age 3 | Age 4 | Age 5 | Yes | | No | 7 available | | |
| (Mon-Fri) 7:00~19:00 (Sat) 7:00~18:00 | | | | | | | | | | | | |
| 152 | Matsudo Yuinohi Hoikuen | | | | | | Corporate | Honcho 13-20 | | | 712-0800 | |
| After maternity leave ~ 5 | Age 0 | Age 1 | Age 2 | Age 3 | Age 4 | Age 5 | No | | No | No parking available | | |
| (Mon-Fri) 7:00~20:00 (Sat) 7:00~19:00 | | | | | | | | | | | | |
| 153 | Heiwa No no Hana Hoikuen | | | | | | Corporate | Matsudo 1331-10 | | | 710-0355 | |
| 3 ~ 5 | — | — | — | Age 3 | Age 4 | Age 5 | No | | No | No parking available | | |
| (Mon-Fri) 7:00~19:00 (Sat) 7:00~19:00 | | | | | | | | | | | | |

Small-scale Childcare Services

Matsudo / Yakiri / Kita Matsudo / Wanagaya Area

| Facility No. | Name of Facility | | | | | | Type of Establishment | Address | | | Phone Number (Area code +047) | |
|--|---------------------|-------|------------------------------|---|---|---|--------------------------------|-------------------------------|----------------|--------------------------|----------------------------------|--|
| Age for Admission | Available Classes | | | | | | Playground within the premises | | School Uniform | Number of Parking Space | | |
| Operating Hours | | | Saturday Childcare Locations | | | | Associated Facilities | | | Associated Kindergartens | | |
| 161 | Keya-Kids Baby Room | | | | | | Corporate | Honcho 12-17 Akimoto Bldg. 1F | | | 368-5120 | |
| After maternity leave ~ 2 | Age 0 | Age 1 | Age 2 | — | — | — | No | | No | | No parking available | |
| (Mon-Fri) 7:00~19:00 (Sat) 7:00~18:00 | | | | | | | ① Hoikuen Kibou no Takara | | | | | |

| Facility No. | Name of Facility | | | | | | Type of Establishment | Address | | Phone Number (Area code +047) |
|--|---------------------------------------|-------|--------------------------------|---|---|---|---|--|----------------|---|
| Age for Admission | Available Classes | | | | | | Playground within the premises | | School Uniform | Number of Parking Space |
| Operating Hours | | | Saturday Childcare Locations | | | | Associated Facilities | | | Associated Kindergartens |
| 165 | Heiwa Olive Hoikushitsu | | | | | | Corporate | Matsudo 1333 Cosmo Matsudo Station Sq. 109 | | 712-1933 |
| After maternity leave ~ 2 | — | Age 1 | Age 2 | — | — | — | No | | No | No parking available |
| (Mon-Fri) 7:00~19:00 (Sat) 7:00~19:00 | | | (Sat) Heiwa No no Hana Hoikuen | | | | ① Dai-ichi Heiwa Hoikuen ② Dai-ni Heiwa Hoikuen ③ Dai-san Heiwa Hoikuen | | | |
| 166 | Sawarabi Kodomoen Kitamatsudo Room | | | | | | Corporate | Kamihongo 867-5 Sapore Kitamatsudo 101 | | 712-2180 |
| 1 ~ 2 | — | Age 1 | Age 2 | — | — | — | No | | No | No parking available |
| (Mon-Fri) 7:00~19:00 (Sat) 7:00~18:00 | | | (Sat) Sawarabi Kodomoen | | | | ① Sawarabi Kodomoen | | | ① Sakae Yochien |
| 169 | Heiwa Kobato Hoikushitsu | | | | | | Corporate | Matsudo 1227-1 Anseie Matsudo 2F | | 712-2620 |
| 1 ~ 2 | — | Age 1 | Age 2 | — | — | — | No | | No | No parking available |
| (Mon-Fri) 7:00~19:00 (Sat) 7:00~19:00 | | | (Sat) Heiwa No no Hana Hoikuen | | | | ① Dai-ichi Heiwa Hoikuen ② Dai-ni Heiwa Hoikuen ③ Dai-san Heiwa Hoikuen | | | |
| 170 | Heiwa Chiiroba Hoikushitsu | | | | | | Corporate | Matsudo 1227-1 Anseie Matsudo 2F | | 712-2621 |
| 1 ~ 2 | — | Age 1 | Age 2 | — | — | — | No | | No | No parking available |
| (Mon-Fri) 7:00~19:00 (Sat) 7:00~19:00 | | | (Sat) Heiwa No no Hana Hoikuen | | | | ① Dai-ichi Heiwa Hoikuen ② Dai-ni Heiwa Hoikuen ③ Dai-san Heiwa Hoikuen | | | |
| 172 | Nogikuno Kodomoen - Matsudo Sta. Room | | | | | | Corporate | Nemoto 2-16 Ams Matsudo Brantique 2F | | 330-2031 |
| After maternity leave ~ 2 | Age 0 | Age 1 | Age 2 | — | — | — | No | | No | No parking available |
| (Mon-Fri) 7:00~19:00 (Sat) 7:00~18:00 | | | | | | | ① Nogikuno Kodomoen | | | ① Sakae Yochien ② Miyako Yochien |
| 173 | Do Re Mi Room | | | | | | Corporate | Nogikuno 7-2 1F | | 712-0883 |
| 1 ~ 2 | — | Age 1 | Age 2 | — | — | — | No | | No | 5 available (Shared with Nogikuno Kodomoen & Fairy Room) |
| (Mon-Fri) 7:00~19:00 (Sat) 7:00~18:00 | | | (Sat) Nogikuno Kodomoen | | | | ① Nogikuno Kodomoen | | | |
| 174 | Keya-Kids Smile Room | | | | | | Corporate | Nemoto 12-2 | | 710-6336 |
| After maternity leave ~ 2 | Age 0 | Age 1 | Age 2 | — | — | — | No | | No | No parking available |
| (Mon-Fri) 7:00~19:00 (Sat) 7:00~18:00 | | | (Sat) Keya-Kids Baby Room | | | | ① Hoikuen Kibou no Tsubasa | | | |
| 175 | Yuimaaru Hoikuen | | | | | | Company | Matsudo 1129-1 New Paulista Bldg. 1F | | 362-2215 |
| After maternity leave ~ 2 | Age 0 | Age 1 | Age 2 | — | — | — | No | | No | No parking available |
| (Mon-Fri) 7:00~19:00 (Sat) 7:00~18:30 | | | | | | | ① Dai-ichi Heiwa Hoikuen ② Kohitsuji Hoikuen | | | |
| 176 | Kamihongo Hoikuen Himawari Room | | | | | | Corporate | Kamihongo 907-4 Urban Life Yasuda | | 368-2305 |
| 1 ~ 2 | — | Age 1 | Age 2 | — | — | — | No | | No | No parking available |
| (Mon-Fri) 7:00~19:00 (Sat) 7:00~18:00 | | | (Sat) Kamihongo Hoikuen | | | | ① Kamihongo Hoikuen | | | |
| 177 | Piccolino Hoikuen | | | | | | Corporate | Kamihongo 2672-9 Shinkeisei Kamihongo Eki Bldg. 2F | | 712-1152 |
| 1 ~ 2 | — | Age 1 | Age 2 | — | — | — | No | | No | No parking available |
| (Mon-Fri) 7:30~19:30 (Sat) 7:30~18:30 | | | (Sat) Matsudo Midori Hoikuen | | | | ① Matsudo Midori Hoikuen | | | |
| 180 | Heiwa Kashinoki Hoikushitsu | | | | | | Corporate | Matsudo 1333 Cosmo Matsudo Station Sq. 1 0 8 | | 712-1935 |
| 1 ~ 2 | — | Age 1 | Age 2 | — | — | — | No | | No | No parking available |
| (Mon-Fri) 7:00~19:00 (Sat) 7:00~19:00 | | | (Sat) Heiwa No no Hana Hoikuen | | | | ① Dai-ichi Heiwa Hoikuen ② Dai-ni Heiwa Hoikuen ③ Dai-san Heiwa Hoikuen | | | |
| 188 | Ohana Kids Room Yakiri | | | | | | Company | Miyakodai 3-9-10 Miyakodai Bldg. 1F | | 711-6201 |
| After maternity leave ~ 2 | Age 0 | Age 1 | Age 2 | — | — | — | No | | No | No parking available |
| (Mon-Fri) 7:00~19:00 (Sat) 7:00~18:00 | | | | | | | ① Kohitsuji Hoikuen | | | ① Kakinoki Yochien |

| Facility No. | Name of Facility | | | | | | Type of Establishment | Address | | | Phone Number (Area code +047) | |
|--|---|-------|--|---|---|---|---|--------------------------------------|----------------|-------------------------------------|----------------------------------|--|
| Age for Admission | Available Classes | | | | | | Playgroud within the premises | | School Uniform | Number of Parking Space | | |
| Operating Hours | | | Saturday Childcare Locations | | | | Associated Facilities | | | Associated Kindergartens | | |
| 192 | Hinata Hoikuen | | | | | | NPO | Shimoyakiri 75-1 Yakiri Bldg. 1F | | | 710-0611 | |
| After maternity leave ~ 2 | Age 0 | Age 1 | Age 2 | — | — | — | No | | No | No parking available | | |
| (Mon-Fri) 7:00~19:00 (Sat) 7:00~19:00 | | | | | | | ① Kohitsuji Hoikuen ② Nagomi Hoikuen | | | ① Kakinoki Yochien | | |
| 194 | Yumeiro Room (Nogikuno Kodomoen Matsudo Station West Room) | | | | | | Corporate | Honcho 14-18 Matsudo Toshio Bldg. 1F | | | 382-6870 | |
| After maternity leave ~ 2 | Age 0 | Age 1 | Age 2 | — | — | — | No | | No | No parking available | | |
| (Mon-Fri) 7:00~19:00 (Sat) 7:00~18:00 | | | (Sat) Nogikuno Kodomoen Matsudo Sta. Room | | | | ① Nogikuno Kodomoen | | | ① Sakae Yochien ② Miyako Yochien | | |
| 197 | Heiwa Koeda Hoikushitsu | | | | | | Corporate | Matsudo 1227-1 Anseie Matsudo 3F | | | 382-5001 | |
| After maternity leave ~ 2 | Age 0 | Age 1 | Age 2 | — | — | — | No | | No | No parking available | | |
| (Mon-Fri) 7:00~19:00 (Sat) 7:00~19:00 | | | (Sat) Heiwa No no Hana Hoikuen | | | | ① Dai-ichi Heiwa Hoikuen ② Dai-ni Heiwa Hoikuen ③ Dai-san Heiwa Hoikuen | | | | | |
| 198 | Heiwa Minori Hoikushitsu | | | | | | Corporate | Matsudo 1227-1 Anseie Matsudo 3F | | | 382-5002 | |
| 1 ~ 2 | — | Age 1 | Age 2 | — | — | — | No | | No | No parking available | | |
| (Mon-Fri) 7:00~19:00 (Sat) 7:00~19:00 | | | (Sat) Heiwa No no Hana Hoikuen | | | | ① Dai-ichi Heiwa Hoikuen ② Dai-ni Heiwa Hoikuen ③ Dai-san Heiwa Hoikuen | | | | | |
| 1204 | Koyama Hoiku Room | | | | | | Corporate | Koyama 257-1 | | | 393-8615 | |
| After maternity leave ~ 2 | Age 0 | Age 1 | Age 2 | — | — | — | Yes | | No | 3 available | | |
| (Mon-Fri) 7:00~19:00 (Sat) 7:00~18:00 | | | (Sat) Matsudo Minami Hoikuen | | | | ① Matsudo Minami Hoikuen | | | | | |
| 1207 | Tsubomi Room | | | | | | Corporate | Kamiyakiri 1131 | | | 712-2020 | |
| After maternity leave ~ 2 | Age 0 | Age 1 | Age 2 | — | — | — | No | | No | 2 available | | |
| (Mon-Fri) 7:00~19:00 (Sat) 7:00~18:00 | | | (Sat) Tsubomi Hoikuen | | | | ① Tsubomi Hoikuen | | | | | |
| 1208 | Matsudo Chuou Kouen-Mae Hoikuen, Dai-ichi | | | | | | Company | Matsudo1139-2 2F | | | 369-7362 | |
| After maternity leave ~ 2 | Age 0 | Age 1 | Age 2 | — | — | — | No | | No | No parking available | | |
| (Mon-Fri) 7:00~19:00 (Sat) 7:00~19:00 | | | | | | | | | | ① Miyako Yochien | | |
| 1209 | Matsudo Chuou Kouen-Mae Hoikuen, Dai-ni | | | | | | Company | Matsudo1139-2 2F | | | 369-7362 | |
| After maternity leave ~ 2 | Age 0 | Age 1 | Age 2 | — | — | — | No | | No | No parking available | | |
| (Mon-Fri) 7:00~19:00 (Sat) 7:00~19:00 | | | (Sat) Matsudo Chuou Kouen-Mae Hoikuen, Dai-ichi | | | | | | | ① Miyako Yochien | | |
| 1218 | Wanagaya Himawari Hoikuen Korokudai Room | | | | | | Corporate | Korokudai 326-40 | | | 315-7063 | |
| 1 ~ 2 | — | Age 1 | Age 2 | — | — | — | No | | No | 4 available | | |
| (Mon-Fri) 7:00~19:00 (Sat) 7:00~18:00 | | | (Sat) Wanagaya Himawari Hoikuen | | | | ① Wanagaya Himawari Hoikuen | | | | | |
| 1219 | Milk Hoikuen | | | | | | Corporate | Miyakodai 5-13-6 | | | 710-8411 | |
| After maternity leave ~ 2 | Age 0 | Age 1 | Age 2 | — | — | — | No | | No | 1 available | | |
| (Mon-Fri) 7:00~19:00 (Sat) 7:00~18:00 | | | | | | | ① Tsubomi Hoikuen | | | | | |
| 1224 | Matsudo Chuou Kouen-Mae Hoikuen, Dai-san | | | | | | Company | Matsudo1139-2 2F | | | 369-7362 | |
| After maternity leave ~ 2 | Age 0 | Age 1 | Age 2 | — | — | — | No | | No | No parking available | | |
| (Mon-Fri) 7:00~19:00 (Sat) 7:00~19:00 | | | | | | | | | | ① Miyako Yochien | | |
| 1225 | Matsudo Chuou Kouen-Mae Hoikuen, Dai-yon | | | | | | Company | Matsudo1139-2 2F | | | 369-7362 | |
| After maternity leave ~ 2 | Age 0 | Age 1 | Age 2 | — | — | — | No | | No | No parking available | | |
| (Mon-Fri) 7:00~19:00 (Sat) 7:00~19:00 | | | (Sat) Matsudo Chuou Kouen-Mae Hoikuen, Dai-san | | | | | | | ① Miyako Yochien | | |

| Facility No. | Name of Facility | | | | | | Type of Establishment | Address | | Phone Number (Area code +047) | |
|--|--|-------|---|---|---|---|--------------------------------|-----------------------------------|--|----------------------------------|--|
| Age for Admission | Available Classes | | | | | | Playground within the premises | School Uniform | Number of Parking Space | | |
| Operating Hours | | | Saturday Childcare Locations | | | | Associated Facilities | | Associated Kindergartens | | |
| 1227 | Hoikuen Kibou no Sora | | | | | | Corporate | Honcho 6-10 Liberte Matsudo 101 | | 703-7113 | |
| 1 ~ 2 | — | Age 1 | Age 2 | — | — | — | No | | No parking available | | |
| (Mon-Fri) 7:00~19:00 (Sat) 7:00~18:00 | | | (Sat) Hoikuen Kibou no Takara | | | | ① Hoikuen Kibou no Takara | | | | |
| 1240 | Fleur Hoikuen, Matsudo Sta. | | | | | | Company | Honcho17-7 Matsuba Bldg. 2F | | 710-4630 | |
| After maternity leave ~ 2 | Age 0 | Age 1 | Age 2 | — | — | — | No | | No parking available | | |
| (Mon-Fri) 7:00~19:00 (Sat) 7:00~18:00 | | | | | | | | | ① Sakae Yochien ② Miyako Yochien | | |
| 1242 | Angel Hikari Hoikuen, Matsudo | | | | | | Company | Honcho 20-10 | | 382-6277 | |
| After maternity leave ~ 2 | Age 0 | Age 1 | Age 2 | — | — | — | No | | Yes | | |
| (Mon-Fri) 7:00~19:00 (Sat) 7:00~18:00 | | | | | | | | | ① Maruyama Yochien ② Miyako Yochien | | |
| 1244 | Kitamatsudo Niko Niko Hoikuen | | | | | | Company | Kamihongo 891 Kotobukiya Bldg. 1F | | 710-6776 | |
| After maternity leave ~ 2 | Age 0 | Age 1 | Age 2 | — | — | — | No | | No | | |
| (Mon-Fri) 7:00~19:00 (Sat) 7:00~19:00 | | | | | | | | | ① Senshu-daigaku Matsudo Yochien | | |
| 1248 | Fairy Room | | | | | | Corporate | Nogikuno 7-2 2F | | 308-5900 | |
| 1 ~ 2 | — | Age 1 | Age 2 | — | — | — | No | | No | | |
| (Mon-Fri) 7:00~19:00 (Sat) 7:00~18:00 | | | (Sat) Nogikuno Kodomoen | | | | ① Nogikuno Kodomoen | | 5 available (Shared with Nogikuno Kodomoen & Do Re Mi Room) | | |
| 1249 | Angel Kirari Hoikuen, Matsudo | | | | | | Company | Honcho 20-10 | | 382-6721 | |
| After maternity leave ~ 2 | Age 0 | Age 1 | Age 2 | — | — | — | No | | Yes | | |
| (Mon-Fri) 7:00~19:00 (Sat) 7:00~18:00 | | | (Sat) Angel Hikari Hoikuen, Matsudo | | | | | | ① Maruyama Yochien ② Miyako Yochien | | |
| 1256 | Mitsuboshi Room, Matsudo Sta. East | | | | | | Corporate | Nemoto 466-3 Daini Keiyo Bldg. 1F | | 711-8941 | |
| After maternity leave ~ 2 | Age 0 | Age 1 | Age 2 | — | — | — | No | | No | | |
| (Mon-Fri) 7:00~19:00 (Sat) 7:00~18:00 | | | | | | | | | ① Maruyama Yochien ② Miyako Yochien | | |
| 1259 | Angel Kalmia Hoikuen, Kamihongo | | | | | | Company | Kamihongo 4060 | | 712-1020 | |
| After maternity leave ~ 2 | Age 0 | Age 1 | Age 2 | — | — | — | No | | Yes | | |
| (Mon-Fri) 7:00~19:00 (Sat) 7:00~18:00 | | | | | | | | | 4 available (Shared with Angel Fuchsia Hoikuen, Kamihongo) ① Senshu-daigaku Matsudo Yochien ② Miyako Yochien | | |
| 1260 | Angel Fuchsia Hoikuen, Kamihongo | | | | | | Company | Kamihongo 4060 | | 712-1790 | |
| After maternity leave ~ 2 | Age 0 | Age 1 | Age 2 | — | — | — | No | | Yes | | |
| (Mon-Fri) 7:00~19:00 (Sat) 7:00~18:00 | | | | | | | | | 4 available (Shared with AngelKalmia Hoikuen, Kamihongo) ① Senshu-daigaku Matsudo Yochien ② Miyako Yochien | | |
| 1261 | Kokori no Mori Hoikuen, Shinden Dai-ichi | | | | | | Company | Matsudoshinden 94-142 | | 703-5800 | |
| After maternity leave ~ 2 | Age 0 | Age 1 | Age 2 | — | — | — | No | | No | | |
| (Mon-Fri) 7:00~19:00 (Sat) 7:00~19:00 | | | | | | | | | 4 available (Shared with Kokori no Mori Hoikuen, Shinden Dai-ni) ① Maruyama Yochien ② Miyako Yochien | | |
| 1262 | Kokori no Mori Hoikuen, Shinden Dai-ni | | | | | | Company | Matsudoshinden 94-142 | | 711-8837 | |
| After maternity leave ~ 2 | Age 0 | Age 1 | Age 2 | — | — | — | No | | No | | |
| (Mon-Fri) 7:00~19:00 (Sat) 7:00~19:00 | | | (Sat) Kokori no Mori Hoikuen Shinden Dai-ichi | | | | | | 4 available (Shared with Kokori no Mori Hoikuen, Shinden Dai-ichi) ① Maruyama Yochien ② Miyako Yochien | | |
| 1266 | Petit-Lic, Minori-en | | | | | | Company | Nijusseikigaoka-Minoricho 25 | | 050-1741-6060 | |
| 1 ~ 2 | — | Age 1 | Age 2 | — | — | — | No | | No | | |
| (Mon-Fri) 7:00~19:00 (Sat) 7:00~18:00 | | | | | | | | | 1 available ① Maruyama Yochien | | |

| Facility No. | Name of Facility | | | | | | Type of Establishment | Address | | | Phone Number (Area code +047) | |
|--|------------------------------|-------|--|---|---|---|--------------------------------|--|----------------|---|----------------------------------|--|
| Age for Admission | Available Classes | | | | | | Playground within the premises | | School Uniform | Number of Parking Space | | |
| Operating Hours | | | Saturday Childcare Locations | | | | Associated Facilities | | | Associated Kindergartens | | |
| 1277 | Matsudo Child Hoikuen | | | | | | Company | Konemoto 20-21 | | | 393-8100 | |
| After maternity leave ~ 2 | Age 0 | Age 1 | Age 2 | — | — | — | No | | No | No parking available | | |
| (Mon-Fri) 7:00~19:00 (Sat) 7:00~19:00 | | | | | | | | | | ① Maruyama Yochien | | |
| 1279 | Mitsuboshi Room, Kitamatsudo | | | | | | Corporate | Kamihongo 901-4 Arrow Kitamatsudo 27-Bankan 2F | | | 712-1121 | |
| After maternity leave ~ 2 | Age 0 | Age 1 | Age 2 | — | — | — | No | | No | No parking available | | |
| (Mon-Fri) 7:00~19:00 (Sat) 7:00~18:00 | | | (Sat) Mitsuboshi Room, Matsudo Sta. East | | | | | | | ① Sakae Yochien ② Senshu-daigaku Matsudo Yochien | | |

Certified Childcare Centers

Matsudo / Yakiri / Kita Matsudo / Wanagaya Area

| Facility No. | Name of Facility | | | | | | Type of Establishment | Address | | | Phone Number (Area code +047) | |
|--|-------------------|-------|------------------------------|-------|-------|-------|--------------------------------|----------|----------------|--------------------------|---|--|
| Age for Admission | Available Classes | | | | | | Playground within the premises | | School Uniform | Number of Parking Space | | |
| Operating Hours | | | Saturday Childcare Locations | | | | Associated Facilities | | | Associated Kindergartens | | |
| 1005 | Nogikuno Kodomoen | | | | | | Corporate | 野菊野 5 番地 | | | 365-8385 | |
| After maternity leave ~ 5 | Age 0 | Age 1 | Age 2 | Age 3 | Age 4 | Age 5 | Yes | | No | | 5 available (Shared with Do Re Mi Room & Fairy Room) | |
| (Mon-Fri) 7:00~19:00 (Sat) 7:00~18:00 | | | | | | | | | | | | |

Kogasaki / Mabashi / Shinmatsudo Area

- Visits to the nursery schools are accepted throughout the year as needed. Please call each facility to inquire beforehand.
- Map of the childcare facilities is available through scanning the QR code listed on the final page of this guide.
- This list reflects information as of October 6, 2025. For details please contact childcare facility directly.

<Types of Establishments> "Municipal"=Matsudo City (Public) , "Corporate"=Social welfare corporation / Educational corporation, "Company"=Private enterprise / Limited company, "NPO"=Specified nonprofit corporation, "Private"=Privately owned

<Age for Admission> Age at which one is eligible to enroll in each nursery school (as of the first day of the desired month of admission). (Ages "1~below 3" refers to the age of the child as of April 1st of the applying year.)

<Saturday Childcare Locations> Saturday childcare will be provided at the facilities listed here. Facilities marked with (*) will also offer childcare during the Obon period.

<Associated Facilities> Kindergartens in which Small-Scale Childcare Facility will recommend their enrolled children according to the quota set by the target kindergarten. Please check with each Small-Scale Childcare Facility for details.

Public Nursery School

Kogasaki / Mabashi / Shinmatsudo Area

| Facility No. | Name of Facility | Type of Establishment | Address | | Phone Number (Area code +047) |
|--|-------------------------------------|--------------------------------|----------------------------|--------------------------|-------------------------------|
| Age for Admission | Available Classes | Playground within the premises | School Uniform | Number of Parking Space | |
| Operating Hours | Saturday Childcare Locations | Associated Facilities | | Associated Kindergartens | |
| 11 | Mabashi Nishi Hoikusho | Municipal | Nishimabashi-Hirotecho 123 | | 344-8001 |
| 6 mo. ~ 5 | Age 0 Age 1 Age 2 Age 3 Age 4 Age 5 | Yes | No | No parking available | |
| (Mon-Fri) 7:00~19:00 (Sat) 7:00~18:00 | | | | | |
| 12 | Kogasaki Hoikusho | Municipal | Kogasaki 4-3617 | | 367-9981 |
| 6 mo. ~ 5 | Age 0 Age 1 Age 2 Age 3 Age 4 Age 5 | Yes | No | 5 available | |
| (Mon-Fri) 7:00~19:00 (Sat) 7:00~18:00 | | | | | |
| 19 | Shinmatsudo Chuo Hoikusho | Municipal | Shinmatsudo 3-111 | | 344-7221 |
| 6 mo. ~ 5 | Age 0 Age 1 Age 2 Age 3 Age 4 Age 5 | Yes | No | No parking available | |
| (Mon-Fri) 7:00~19:00 (Sat) 7:00~18:00 | | | | | |
| 21 | Shinmatsudo Nanbu Hoikusho | Municipal | Shinmatsudo-Minami 2-17 | | 344-0010 |
| 3 ~ 5 | — — — Age 3 Age 4 Age 5 | Yes | No | 3 available | |
| (Mon-Fri) 7:00~19:00 (Sat) 7:00~18:00 | | | | | |
| 23 | Shinmatsudo Kita Hoikusho | Municipal | Shinmatsudo 7-145-3 | | 346-5161 |
| 6 mo. ~ 5 | Age 0 Age 1 Age 2 Age 3 Age 4 Age 5 | Yes | No | No parking available | |
| (Mon-Fri) 7:00~19:00 (Sat) 7:00~18:00 | | | | | |
| 24 | Kogasaki Dai-ni Hoikusho | Municipal | Kogasaki 1-2994-2 | | 363-4004 |
| 6 mo. ~ 5 | Age 0 Age 1 Age 2 Age 3 Age 4 Age 5 | Yes | No | No parking available | |
| (Mon-Fri) 7:00~19:00 (Sat) 7:00~18:00 | | | | | |

Non-Public Nursery School

Kogasaki / Mabashi / Shinmatsudo Area

| Facility No. | Name of Facility | Type of Establishment | Address | | Phone Number (Area code +047) |
|--|--|--------------------------------|---------------------|--------------------------|-------------------------------|
| Age for Admission | Available Classes | Playground within the premises | School Uniform | Number of Parking Space | |
| Operating Hours | Saturday Childcare Locations | Associated Facilities | | Associated Kindergartens | |
| 5 | Mabashi Hoikuen | Corporate | Mikoze 1534 | | 342-1097 |
| 6 mo. ~ 5 | Age 0 Age 1 Age 2 Age 3 Age 4 Age 5 | Yes | No | No parking available | |
| (Mon-Fri) 7:00~19:00 (Sat) 7:00~18:00 | | | | | |
| 113 | Shinmatsudo Grace Hoikuen Baby Home | Corporate | Shinmatsudo 6-118-1 | | 344-3222 |
| After maternity leave ~ 2 | Age 0 Age 1 Age 2 — — — | No | No | 5 available | |
| (Mon-Fri) 7:00~19:00 (Sat) 7:00~18:00 | | ① Kogane Nishi Grace Kodomoen | | | |

| Facility No. | Name of Facility | Type of Establishment | Address | | Phone Number (Area code +047) | |
|--|--|------------------------------|--------------------------------|--------------------------------|-------------------------------|----------|
| Age for Admission | Available Classes | | Playground within the premises | School Uniform | Number of Parking Space | |
| Operating Hours | | Saturday Childcare Locations | Associated Facilities | | Associated Kindergartens | |
| 116 | Iwasaki Hoikuen | | Corporate | Nishimabashi 3-49-2 | | 341-0941 |
| After maternity leave ~ 5 | Age 0 | Age 1 | Age 2 | Age 3 | Age 4 | Age 5 |
| (Mon-Fri) 7:00~19:00 (Sat) 7:00~18:00 | | | Yes | No | 5 available | |
| 119 | Keyaki no Mori Hoikuen | | Corporate | Nakawakura 331 | | 344-5026 |
| After maternity leave ~ 5 | Age 0 | Age 1 | Age 2 | Age 3 | Age 4 | Age 5 |
| (Mon-Fri) 7:00~19:00 (Sat) 7:00~18:00 | | | Yes | Yes | 10 available | |
| 121 | Matsudo Hibari Hoikuen | | Corporate | Nishimabashi 1-28-16 | | 346-0336 |
| After maternity leave ~ 2 | Age 0 | Age 1 | Age 2 | — | — | — |
| (Mon-Fri) 7:00~19:00 (Sat) 7:00~18:00 | | | Yes | No | 4 available | |
| | | | ① 馬橋保育園 | | | |
| 126 | Toshin Pop Kids | | Corporate | Shinmatsudo 1-345-2 | | 340-3434 |
| After maternity leave ~ 5 | Age 0 | Age 1 | Age 2 | Age 3 | Age 4 | Age 5 |
| (Mon-Fri) 7:00~20:00 (Sat) 7:00~18:00 | | | No | No | 2 available | |
| 133 | Cosmos Hoikuen | | Corporate | Sakaecho-Nishi 3-1049 | | 367-7775 |
| After maternity leave ~ 5 | Age 0 | Age 1 | Age 2 | Age 3 | Age 4 | Age 5 |
| (Mon-Fri) 7:00~20:00 (Sat) 7:00~18:00 | | | Yes | No | 10 available | |
| 141 | Minami Shinmatsudo Hoikuen | | Corporate | Shinmatsudo 1-82 | | 340-3730 |
| After maternity leave ~ 5 | Age 0 | Age 1 | Age 2 | Age 3 | Age 4 | Age 5 |
| (Mon-Fri) 7:00~19:00 (Sat) 7:00~18:00 | | | Yes | No | 6 available | |
| 145 | Yumenomi Hoikuen | | Corporate | Nishimabashi-Kuramotocho 134-1 | | 701-7755 |
| After maternity leave ~ 5 | Age 0 | Age 1 | Age 2 | Age 3 | Age 4 | Age 5 |
| (Mon-Fri) 7:00~19:00 (Sat) 7:00~18:00 | | | Yes | No | 5 available | |
| 148 | Nursery School Izumi, Shinmatsudo | | Corporate | Shinmatsudo-Kita 1-11-15 | | 382-6612 |
| After maternity leave ~ 5 | Age 0 | Age 1 | Age 2 | Age 3 | Age 4 | Age 5 |
| (Mon-Fri) 7:00~19:00 (Sat) 7:00~19:00 | | | Yes | Yes | 9 available | |
| 149 | Keyaki no Mori Hoikuen, Mabashi | | Corporate | Shinzaku 1-1035-2 | | 330-0084 |
| After maternity leave ~ 5 | Age 0 | Age 1 | Age 2 | Age 3 | Age 4 | Age 5 |
| (Mon-Fri) 7:00~19:00 (Sat) 7:00~18:00 | | | Yes | Yes | 12 available | |
| 150 | Shinmatsudo Yuinohi Hoikuen | | Corporate | Shinmatsudo 4-31-1 | | 711-6655 |
| After maternity leave ~ 5 | Age 0 | Age 1 | Age 2 | Age 3 | Age 4 | Age 5 |
| (Mon-Fri) 7:00~20:00 (Sat) 7:00~19:00 | | | Yes | No | 4 available | |

Small-scale Childcare Services

Kogasaki / Mabashi / Shinmatsudo Area

| Facility No. | Name of Facility | Type of Establishment | Address | | Phone Number (Area code +047) | |
|--|--|------------------------------|--------------------------------|-------------------|-------------------------------|----------|
| Age for Admission | Available Classes | | Playground within the premises | School Uniform | Number of Parking Space | |
| Operating Hours | | Saturday Childcare Locations | Associated Facilities | | Associated Kindergartens | |
| 164 | Shinmatsudo Yochien Ohsama Room | | Corporate | Shinmatsudo 3-256 | | 344-4199 |
| 1 ~ 2 | — | Age 1 | Age 2 | — | — | — |
| (Mon-Fri) 7:30~18:30 (Sat) 7:30~18:30 | | | Yes | Yes | No parking available | |
| | | | ① Shinmatsudo Yochien | | | |

| Facility No. | Name of Facility | | | | | | Type of Establishment | Address | | Phone Number (Area code +047) | |
|--|--|---|-------|---|---|---|--|--|--|-------------------------------|--|
| Age for Admission | Available Classes | | | | | | Playground within the premises | School Uniform | Number of Parking Space | | |
| Operating Hours | | Saturday Childcare Locations | | | | | Associated Facilities | | Associated Kindergartens | | |
| 167 | Sawarabi Dream Kodomoen, Mabashi Room | | | | | | Corporate | Mabashi 179-1, Mabashi Sta. Mall 1F B2 | | 712-1745 | |
| After maternity leave ~ 2 | Age 0 | Age 1 | Age 2 | — | — | — | No | No | 1 available (Shared with Mabashi Dai-ni Room) | | |
| (Mon-Fri) 7:00~19:00 (Sat) 7:00~18:00 | | | | | | | ① Sawarabi Kodomoen ② Sawarabi Dream Kodomoen | | ① Sakae Yochien | | |
| 171 | Hoshi no Ouchi Shinmatsudo | | | | | | Company | Shinmatsudo 3-129-1 | | 712-2494 | |
| After maternity leave ~ 2 | Age 0 | Age 1 | Age 2 | — | — | — | No | No | 4 available | | |
| (Mon-Fri) 7:00~19:00 (Sat) 7:00~18:00 | | | | | | | ① Minami Shinmatsudo Hoikuen | | ① Daishoin Yochien | | |
| 179 | Cosmos Baby Room, Shinmatsudo | | | | | | Company | Shinmatsudo 1-186, Dai-ni Royal Mansion 101 | | 382-6501 | |
| After maternity leave ~ 2 | Age 0 | Age 1 | Age 2 | — | — | — | No | No | No parking available | | |
| (Mon-Fri) 7:00~19:00 (Sat) 7:00~19:00 | | | | | | | ① Cosmos Hoikuen | | | | |
| 181 | Milky Home, Shinmatsudo-en | | | | | | Company | Shinmatsudo 4-28-1, Jeunet Sion Shinmatsudo 1F | | 344-4248 | |
| After maternity leave ~ 2 | Age 0 | Age 1 | Age 2 | — | — | — | No | No | No parking available | | |
| (Mon-Fri) 7:00~19:00 (Sat) 7:00~19:00 | | | | | | | ① Minami Shinmatsudo Hoikuen | | | | |
| 185 | Sawarabi Dream Kodomoen, Mabashi Dai-ni Room | | | | | | Corporate | Mabashi 179-1, Mabashi Sta. Mall 1F B1 | | 710-9880 | |
| After maternity leave ~ 2 | Age 0 | Age 1 | Age 2 | — | — | — | No | No | 1 available (Shared with Mabashi Room) | | |
| (Mon-Fri) 7:00~19:00 (Sat) 7:00~18:00 | | (Sat) Sawarabi Dream Kodomoen, Mabashi Room | | | | | ① Sawarabi Dream Kodomoen | | | | |
| 187 | Keyaki no Mori Hoikuen, Sendabori | | | | | | Corporate | Sendabori 1598 | | 374-6605 | |
| 1 ~ 2 | — | Age 1 | Age 2 | — | — | — | No | No | 2 available | | |
| (Mon-Fri) 7:00~19:00 (Sat) 7:00~18:00 | | (Sat) Keyaki no Mori Hoikuen | | | | | ① Keyaki no Mori Hoikuen | | | | |
| 189 | Keishin no Hoikuen HOPPA, Shinmatsudo-en | | | | | | Company | Futatsugi 757-1 Luck Field 1F | | 393-8501 | |
| After maternity leave ~ 2 | Age 0 | Age 1 | Age 2 | — | — | — | No | No | No parking available | | |
| (Mon-Fri) 7:00~19:00 (Sat) 7:30~18:30 | | | | | | | ① Minami Shinmatsudo Hoikuen | | | | |
| 199 | Cosmos Baby Room, Shinmatsudo Dai-ni Room | | | | | | Company | Shinmatsudo 1-232 | | 382-6844 | |
| After maternity leave ~ 2 | Age 0 | Age 1 | Age 2 | — | — | — | No | No | No parking available | | |
| (Mon-Fri) 7:00~19:00 (Sat) 7:00~19:00 | | | | | | | ① Cosmos Hoikuen | | ① Iwasaki Yochien ② Iwasaki Dai-ni Yochien | | |
| 1201 | Shinmatsudo Suzuran Hoikuen | | | | | | Company | Shinmatsudo 3-127 | | 712-1970 | |
| After maternity leave ~ 2 | Age 0 | Age 1 | Age 2 | — | — | — | No | No | No parking available | | |
| (Mon-Fri) 7:00~19:00 (Sat) 7:00~19:00 | | | | | | | ① Yumenomi Hoikuen | | ① Tozenji Yochien ② Iwasaki Yochien ③ Iwasaki Dai-ni Yochien | | |
| 1202 | Yuimaaru Hoikuen, Nakawakura | | | | | | Company | Nakawakura 175-2 | | 712-1507 | |
| After maternity leave ~ 2 | Age 0 | Age 1 | Age 2 | — | — | — | No | No | 2 available | | |
| (Mon-Fri) 7:30~18:30 (Sat) 7:30~18:30 | | | | | | | ① Yumenomi Hoikuen | | | | |
| 1210 | Itaru Room | | | | | | Corporate | Sakaecho 3-183 1F | | 382-6330 | |
| After maternity leave ~ 2 | Age 0 | Age 1 | Age 2 | — | — | — | No | No | 18 available (Shared with Sawarabi Kodomoen) | | |
| (Mon-Fri) 7:00~19:00 (Sat) 7:00~18:00 | | (Sat) Sawarabi Kodomoen | | | | | ① Sawarabi Kodomoen | | | | |
| 1211 | Nobiro Room | | | | | | Corporate | Sakaecho 3-183 2F | | 382-6331 | |
| 1 ~ 2 | — | Age 1 | Age 2 | — | — | — | No | No | 18 available (Shared with Sawarabi Kodomoen) | | |
| (Mon-Fri) 7:00~19:00 (Sat) 7:00~18:00 | | (Sat) Sawarabi Kodomoen | | | | | ① Sawarabi Kodomoen | | | | |

| Facility No. | Name of Facility | | | | | | Type of Establishment | Address | | Phone Number (Area code +047) | |
|--|---|------------------------------|---|---|---|---|-------------------------------------|--|----------------|--|----------|
| Age for Admission | Available Classes | | | | | | Playground within the premises | | School Uniform | Number of Parking Space | |
| Operating Hours | | Saturday Childcare Locations | | | | | Associated Facilities | | | Associated Kindergartens | |
| 1212 | Sakaecho Room | | | | | | Corporate | Sakaecho 3-183 3F | | | 382-6332 |
| 1 ~ 2 | — | Age 1 | Age 2 | — | — | — | No | | No | 18 available (Shared with Sawarabi Kodomoen) | |
| (Mon-Fri) 7:00~19:00 (Sat) 7:00~18:00 | | | (Sat) Sawarabi Kodomoen | | | | ① Sawarabi Kodomoen | | | | |
| 1214 | Kokori no Mori Hoikuen, Shinmatsudo | | | | | | Company | Shinmatsudo 6-1-1 | | | 342-8008 |
| After maternity leave ~ 2 | Age 0 | Age 1 | Age 2 | — | — | — | No | | No | No parking available | |
| (Mon-Fri) 7:00~19:00 (Sat) 7:00~19:00 | | | | | | | ① Nursery School Izumi, Shinmatsudo | | | ① Iwasaki Yochien ② Iwasaki Dai-ni Yochien ③ Dai-ni Kakinoki Yochien | |
| 1215 | Shinmatsudo Dai-ni Suzuran Hoikuen | | | | | | Company | Shinmatsudo 5-158-1 | | | 710-5082 |
| After maternity leave ~ 2 | Age 0 | Age 1 | Age 2 | — | — | — | No | | No | No parking available | |
| (Mon-Fri) 7:00~19:00 (Sat) 7:00~19:00 | | | | | | | ① Nursery School Izumi, Shinmatsudo | | | ① Iwasaki Yochien ② Iwasaki Dai-ni Yochien | |
| 1217 | Cosmos Baby Room, Mabashi | | | | | | Company | Nishimabashi-Hirotecho 40-1, Shuei Bldg. 102 | | | 711-5510 |
| 1 ~ 2 | — | Age 1 | Age 2 | — | — | — | No | | No | 2 available | |
| (Mon-Fri) 7:00~19:00 (Sat) 7:00~19:00 | | | | | | | ① Cosmos Hoikuen | | | ① Iwasaki Yochien ② Iwasaki Dai-ni Yochien ③ Sakae Yochien | |
| 1223 | Shinmatsudo Nanohana Room | | | | | | Corporate | Shinmatsudo 1-486, Rm.202 | | | 702-7608 |
| After maternity leave ~ 2 | Age 0 | Age 1 | Age 2 | — | — | — | No | | No | No parking available | |
| (Mon-Fri) 7:00~19:00 (Sat) 7:00~18:00 | | | | | | | ① Nagomi Hoikuen | | | | |
| 1228 | Shinmatsudo Niko Niko Hoikuen | | | | | | Company | Shinmatsudo 4-204 | | | 711-8878 |
| After maternity leave ~ 2 | Age 0 | Age 1 | Age 2 | — | — | — | No | | No | 3 available | |
| (Mon-Fri) 7:00~19:00 (Sat) 7:00~19:00 | | | | | | | | | | ① Miyaoka Yochien | |
| 1229 | Cosmos Baby Room, Shinmatsudo Dai-san Room | | | | | | Company | Shinmatsudo 1-186, Dai-ni Royal Mansion 103 | | | 711-8092 |
| 1 ~ 2 | — | Age 1 | Age 2 | — | — | — | No | | No | 2 available | |
| (Mon-Fri) 7:00~19:00 (Sat) 7:00~19:00 | | | | | | | ① Cosmos Hoikuen | | | ① Daishoin Yochien | |
| 1236 | Cosmos Baby Room, Shinmatsudo Chuo Koen | | | | | | Company | Shinmatsudo 6-9, Estate Shinmatsudo 25 1F | | | 710-3967 |
| 1 ~ 2 | — | Age 1 | Age 2 | — | — | — | No | | No | 3 available | |
| (Mon-Fri) 7:00~19:00 (Sat) 7:00~19:00 | | | (Sat) Cosmos Baby Room, Mabashi | | | | ① Cosmos Hoikuen | | | | |
| 1241 | Angel Tsuki no Hoikuen, Mabashi | | | | | | Company | Nishimabashi 1-14-5 | | | 703-7112 |
| After maternity leave ~ 2 | Age 0 | Age 1 | Age 2 | — | — | — | No | | Yes | 3 available | |
| (Mon-Fri) 7:00~19:00 (Sat) 7:00~18:00 | | | | | | | | | | ① Iwasaki Yochien ② Iwasaki Dai-ni Yochien | |
| 1243 | Ohana Kids Room, Mabashi | | | | | | Company | Nishimabashi-Aikawacho 1, Crane Hills 101 | | | 394-4576 |
| After maternity leave ~ 2 | Age 0 | Age 1 | Age 2 | — | — | — | No | | No | No parking available | |
| (Mon-Fri) 7:00~19:00 (Sat) 7:00~18:00 | | | | | | | | | | ① Iwasaki Yochien ② Iwasaki Dai-ni Yochien | |
| 1246 | Cosmos Baby Room, Shinmatsudo Yurinoki-dori | | | | | | Company | Shinmatsudo 3-270, Sun Heim Koyo 1F | | | 710-0826 |
| 1 ~ 2 | — | Age 1 | Age 2 | — | — | — | No | | No | No parking available | |
| (Mon-Fri) 7:00~19:00 (Sat) 7:00~19:00 | | | (Sat) Cosmos Baby Room, Shinmatsudo Yurinoki-dori Dai-ni Room | | | | ① Cosmos Hoikuen | | | ① Daishoin Yochien ② Iwasaki Yochien ③ Iwasaki Dai-ni Yochien ④ Sakae Yochien | |
| 1253 | Cosmos Baby Room, Shinmatsudo Yurinoki-dori Dai-ni Room | | | | | | Company | Shinmatsudo 3-270, Sun Heim Koyo 1F | | | 710-0650 |
| After maternity leave ~ 2 | Age 0 | Age 1 | Age 2 | — | — | — | No | | No | No parking available | |
| (Mon-Fri) 7:00~19:00 (Sat) 7:00~19:00 | | | (Sat) Cosmos Baby Room, Shinmatsudo Yurinoki-dori | | | | ① Cosmos Hoikuen | | | ① Daishoin Yochien ② Iwasaki Yochien ③ Iwasaki Dai-ni Yochien ④ Sakae Yochien | |

| Facility No. | Name of Facility | | | | | | Type of Establishment | Address | | Phone Number (Area code +047) | |
|--|--------------------------------|------------------------------|-------|---|---|---|--------------------------------|--|---|-------------------------------|--|
| Age for Admission | Available Classes | | | | | | Playground within the premises | School Uniform | Number of Parking Space | | |
| Operating Hours | | Saturday Childcare Locations | | | | | Associated Facilities | | Associated Kindergartens | | |
| 1263 | Shinmatsudo Harmonica Hoikuen | | | | | | NPO | Shinmatsudo 3-1-1, Park House Shinmatsudo 3111 | | 712-2671 | |
| 1 ~ 2 | — | Age 1 | Age 2 | — | — | — | No | No | No parking available | | |
| (Mon-Fri) 7:00~19:00 (Sat) 7:00~18:00 | | | | | | | | | ① Iwasaki Yochien ② Iwasaki Dai-ni Yochien | | |
| 1264 | Try Kids Hoikuen, Shinmatsudo | | | | | | Company | Shinmatsudo 4-51, Maruyama Bldg. 1F | | 701-7090 | |
| After maternity leave ~ 2 | Age 0 | Age 1 | Age 2 | — | — | — | No | No | No parking available | | |
| (Mon-Fri) 7:00~19:00 (Sat) 7:00~18:00 | | | | | | | | | ① Iwasaki Yochien ② Iwasaki Dai-ni Yochien | | |
| 1282 | Angel Satsuki Hoikuen, Mabashi | | | | | | Company | Mabashi 312-3 | | 710-0565 | |
| After maternity leave ~ 2 | Age 0 | Age 1 | Age 2 | — | — | — | No | Yes | 2 available | | |
| (Mon-Fri) 7:00~19:00 (Sat) 7:00~18:00 | | | | | | | | | ① Senshu-daigaku Matsudo Yochien | | |
| 1284 | Petit Lic, Shinmatsudo-en | | | | | | Company | Shinmatsudo 4-52-3, Koyo Dai-yon Bldg. | | 050-1745-1700 | |
| After maternity leave ~ 2 | Age 0 | Age 1 | Age 2 | — | — | — | No | No | No parking available | | |
| (Mon-Fri) 7:00~19:00 (Sat) 7:00~18:00 | | | | | | | | | ① Daishoin Yochien ② Miyaoka Yochien | | |
| 1285 | Hoikuen Iki Iki Kids | | | | | | Company | Shinmatsudo 4-80 | | 711-8012 | |
| After maternity leave ~ 2 | Age 0 | Age 1 | Age 2 | — | — | — | No | No | 2 available | | |
| (Mon-Fri) 7:00~19:00 (Sat) 7:00~18:00 | | | | | | | | | ① Daishoin Yochien ② Miyaoka Yochien | | |

Certified Childcare Centers

Kogasaki / Mabashi / Shinmatsudo Area

| Facility No. | Name of Facility | | | | | | Type of Establishment | Address | | Phone Number (Area code +047) | |
|--|---|------------------------------|-------|-------|-------|-------|--------------------------------|-------------------------|--------------------------|---|--|
| Age for Admission | Available Classes | | | | | | Playground within the premises | School Uniform | Number of Parking Space | | |
| Operating Hours | | Saturday Childcare Locations | | | | | Associated Facilities | | Associated Kindergartens | | |
| 1007 | Kogane Nishi Grace Kodomoen | | | | | | Corporate | Shinmatsudo-Kita 2-11-3 | | 345-4994 | |
| After maternity leave ~ 5 | Age 0 | Age 1 | Age 2 | Age 3 | Age 4 | Age 5 | Yes | | Yes | 11 available | |
| (Mon-Fri) 7:00~19:00 (Sat) 7:00~18:00 | | | | | | | | | | | |
| 1008 | Sawarabi Kodomoen | | | | | | Corporate | Sakaecho 3-285-1 | | 362-1530 | |
| After maternity leave ~ 5 | Age 0 | Age 1 | Age 2 | Age 3 | Age 4 | Age 5 | Yes | | No | 18 available (Shared with Sawarabi Dream Kodomoen) | |
| (Mon-Fri) 7:00~19:00 (Sat) 7:00~18:00 | | | | | | | | | | | |
| 1009 | Sawarabi Dream Kodomoen | | | | | | Corporate | Sakaecho 3-285-1 | | 703-3838 | |
| After maternity leave ~ 5 | Age 0 | Age 1 | Age 2 | Age 3 | Age 4 | Age 5 | Yes | | No | 18 available (Shared with Sawarabi Kodomoen) | |
| (Mon-Fri) 7:00~24:00 (Sat) 7:00~22:00 | | (Sat) Sawarabi Kodomoen | | | | | | | | | |
| 1011 | Chiba Nintei Kodomoen (Sendabori Sendan Yochien) | | | | | | Private | Sendabori 1865 | | 341-6882 | |
| 3 ~ 5 | — | — | — | Age 3 | Age 4 | Age 5 | Yes | | Yes | No parking available | |
| (Mon-Fri) 7:00~19:00 (Sat) 7:00~19:00 | | | | | | | | | | | |

Kogane / Koganehara Area

- Visits to the nursery schools are accepted throughout the year as needed. Please call each facility to inquire beforehand.
- Map of the childcare facilities is available through scanning the QR code listed on the final page of this guide.
- This list reflects information as of October 6, 2025. For details please contact childcare facility directly.

<Types of Establishments> "Municipal"=Matsudo City (Public) , "Corporate"=Social welfare corporation / Educational corporation, "Company"=Private enterprise / Limited company, "NPO"=Specified nonprofit corporation, "Private"=Privately owned

<Age for Admission> Age at which one is eligible to enroll in each nursery school (as of the first day of the desired month of admission). (Ages "1~below 3" refers to the age of the child as of April 1st of the applying year.)

<Saturday Childcare Locations> Saturday childcare will be provided at the facilities listed here. Facilities marked with (*) will also offer childcare during the Obon period.

<Associated Facilities> Kindergartens in which Small-Scale Childcare Facility will recommend their enrolled children according to the quota set by the target kindergarten. Please check with each Small-Scale Childcare Facility for details.

Public Nursery School

Kogane / Koganehara Area

| Facility No. | Name of Facility | Type of Establishment | Address | | Phone Number (Area code +047) |
|--|-------------------------------------|--------------------------------|--------------------|--------------------------|-------------------------------|
| Age for Admission | Available Classes | Playground within the premises | School Uniform | Number of Parking Space | |
| Operating Hours | Saturday Childcare Locations | Associated Facilities | | Associated Kindergartens | |
| 4 | Koganehara Hoikusho | Municipal | Koganehara 6-4-2 | | 341-2643 |
| 6 mo. ~ 5 | Age 0 Age 1 Age 2 Age 3 Age 4 Age 5 | Yes | No | No parking available | |
| (Mon-Fri) 7:00~19:00 (Sat) 7:00~18:00 | | | | | |
| 7 | Koala Hoikusho | Municipal | Koganehara 4-6 | | 343-1262 |
| 6 mo. ~ 5 | Age 0 Age 1 Age 2 Age 3 Age 4 Age 5 | Yes | No | No parking available | |
| (Mon-Fri) 7:00~19:00 (Sat) 7:00~18:00 | | | | | |
| 14 | Kogane Kita Hoikusho | Municipal | Nakakanasugi 3-192 | | 344-4155 |
| 6 mo. ~ 5 | Age 0 Age 1 Age 2 Age 3 Age 4 Age 5 | Yes | No | 3 available | |
| (Mon-Fri) 7:00~19:00 (Sat) 7:00~18:00 | | | | | |

Non-Public Nursery School

Kogane / Koganehara Area

| Facility No. | Name of Facility | Type of Establishment | Address | | Phone Number (Area code +047) |
|--|--|--------------------------------|--------------------|--------------------------|-------------------------------|
| Age for Admission | Available Classes | Playground within the premises | School Uniform | Number of Parking Space | |
| Operating Hours | Saturday Childcare Locations | Associated Facilities | | Associated Kindergartens | |
| 3 | Kogane Hoikuen | Corporate | Kogane 444-54 | | 341-2644 |
| 6 mo. ~ 5 | Age 0 Age 1 Age 2 Age 3 Age 4 Age 5 | Yes | No | No parking available | |
| (Mon-Fri) 7:00~19:00 (Sat) 7:00~18:00 | | | | | |
| 22 | Keyaki no Mori Hoikuen, Kainohana | Corporate | Koganehara 8-11-1 | | 344-0020 |
| After maternity leave ~ 5 | Age 0 Age 1 Age 2 Age 3 Age 4 Age 5 | Yes | No | No parking available | |
| (Mon-Fri) 7:00~19:00 (Sat) 7:00~18:00 | | | | | |
| 112 | Sakura Hoikuen | Corporate | Koganehara 4-37-15 | | 342-0661 |
| After maternity leave ~ 5 | Age 0 Age 1 Age 2 Age 3 Age 4 Age 5 | Yes | No | 3 available | |
| (Mon-Fri) 7:00~19:00 (Sat) 7:00~18:00 | | | | | |
| 118 | Wakashiba Hoikuen | Corporate | Koganehara 8-19-20 | | 343-1762 |
| After maternity leave ~ 2 | Age 0 Age 1 Age 2 — — — | Yes | No | 5 available | |
| (Mon-Fri) 7:00~19:00 (Sat) 7:00~18:00 | | ① Hanamizuki Kodomoen | | | |
| 143 | Oganedaira Grace Hoikuen | Corporate | Oganedaira 3-132-1 | | 382-6181 |
| After maternity leave ~ 5 | Age 0 Age 1 Age 2 Age 3 Age 4 Age 5 | Yes | Yes | 7 available | |
| (Mon-Fri) 7:00~19:00 (Sat) 7:00~18:00 | | | | | |

Small-scale Childcare Services

Kogane / Koganehara Area

| Facility No. | Name of Facility | | | | | | Type of Establishment | Address | | | Phone Number (Area code +047) | |
|--|--------------------------------------|-------|---|---|---|---|-------------------------------------|---|----------------|--|-------------------------------|--|
| Age for Admission | Available Classes | | | | | | Playground within the premises | | School Uniform | Number of Parking Space | | |
| Operating Hours | | | Saturday Childcare Locations | | | | Associated Facilities | | | Associated Kindergartens | | |
| 178 | Kitakogane Grace Kodomoen Noche Room | | | | | | Corporate | Kogane 2, Picotee Kitakogane-West #108 | | | 711-5780 | |
| 1 ~ 2 | — | Age 1 | Age 2 | — | — | — | No | | No | 9 available | | |
| (Mon-Fri) 7:00~19:00 (Sat) 7:00~18:00 | | | (Sat) Kitakogane Grace Kodomoen | | | | ① Kitakogane Grace Kodomoen | | | | | |
| 1206 | Kogane Joshi Grace HoikuenNoche Room | | | | | | Corporate | Yokosuka 1-20-2 | | | 711-9120 | |
| After maternity leave ~ 2 | Age 0 | Age 1 | Age 2 | — | — | — | Yes | | No | 2 available | | |
| (Mon-Fri) 7:00~19:00 (Sat) 7:00~18:00 | | | (Sat) Oganedaira Grace Hoikuen | | | | ① Oganedaira Grace Hoikuen | | | | | |
| 1221 | Minami Kitakogane Hoikushitsu | | | | | | Corporate | Kogane 2, Picotee Kitakogane-West #111 | | | 382-5140 | |
| 1 ~ 2 | — | Age 1 | Age 2 | — | — | — | No | | No | No parking available | | |
| (Mon-Fri) 7:00~19:00 (Sat) 7:00~18:00 | | | (Sat) Minami Shinmatsudo Hoikuen | | | | ① Minami Shinmatsudo Hoikuen | | | ① Tozenji Yochien | | |
| 1232 | Minami Kitakogane Dai-ni Hoikushitsu | | | | | | Corporate | Kogane 2, Picotee Kitakogane-West 2F #206・207 | | | 710-8886 | |
| 1 ~ 2 | — | Age 1 | Age 2 | — | — | — | No | | No | No parking available | | |
| (Mon-Fri) 7:00~19:00 (Sat) 7:00~18:00 | | | (Sat) Minami Shinmatsudo Hoikuen | | | | ① Minami Shinmatsudo Hoikuen | | | ① Tozenji Yochien | | |
| 1233 | Kokori no Mori Hoikuen Kitakogane | | | | | | Company | Tonohiraga31 Prado Kitakogane 101 | | | 348-8880 | |
| After maternity leave ~ 2 | Age 0 | Age 1 | Age 2 | — | — | — | Yes | | No | 1 available | | |
| (Mon-Fri) 7:00~19:00 (Sat) 7:00~19:00 | | | | | | | | | | ① Daishoin Yochien | | |
| 1235 | Keyaki no Mori Hoikuen Mercato | | | | | | Corporate | Hachigasaki 2-8-1 (Terrace Mall Matsudo) | | | 712-1361 | |
| 1 ~ 2 | — | Age 1 | Age 2 | — | — | — | No | | No | Available (Terrace Mall Matsudo Parking Lot) | | |
| (Mon-Fri) 7:00~19:00 (Sat) 7:00~18:00 | | | (Sat) Keyaki no Mori Hoikuen, Kainohana | | | | ① Keyaki no Mori Hoikuen, Kainohana | | | | | |
| 1239 | Kitakogane Niko Niko Hoikuen | | | | | | Company | Kogane-Kiyoshicho 3-33-1 | | | 710-0866 | |
| After maternity leave ~ 2 | Age 0 | Age 1 | Age 2 | — | — | — | Yes | | No | 7 available | | |
| (Mon-Fri) 7:00~19:00 (Sat) 7:00~19:00 | | | | | | | | | | ① Tozenji Yochien ② Miyaoka Yochien | | |
| 1252 | Cosmos Baby Room Kitakogane | | | | | | Company | Kogane 2, Picotee Kitakogane-West 2F #203 | | | 712-1137 | |
| After maternity leave ~ 2 | Age 0 | Age 1 | Age 2 | — | — | — | No | | No | No parking available | | |
| (Mon-Fri) 7:00~19:00 (Sat) 7:00~19:00 | | | | | | | | | | ① Daishoin Yochien ② Tozenji Yochien | | |
| 1254 | Sakura Hoikuen Donguri Room | | | | | | Corporate | Kogane 4 4 4 - 5 | | | 710-5911 | |
| 1 ~ 2 | — | Age 1 | Age 2 | — | — | — | Yes | | No | 3 available | | |
| (Mon-Fri) 7:00~19:00 (Sat) 7:00~18:00 | | | (Sat) Sakura Hoikuen | | | | ① Sakura Hoikuen | | | ① Miyaoka Yochien | | |
| 1268 | Petit-Lic Kitakogane-en | | | | | | Company | Kogane 2, Picotee Kitakogane-West #112 | | | 050-1752-2555 | |
| After maternity leave ~ 2 | Age 0 | Age 1 | Age 2 | — | — | — | No | | No | No parking available | | |
| (Mon-Fri) 7:00~19:00 (Sat) 7:00~18:00 | | | (Sat) Petit-Lic Kitakogane, Dai-ni | | | | | | | ① Tozenji Yochien | | |
| 1269 | Mirai Tsubame Hoikuen | | | | | | Corporate | Koganehara 4-23-12 | | | 369-7715 | |
| After maternity leave ~ 2 | Age 0 | Age 1 | Age 2 | — | — | — | No | | No | 2 available | | |
| (Mon-Fri) 7:00~19:00 (Sat) 7:00~19:00 | | | | | | | | | | ① Miyaoka Yochien | | |
| 1275 | Petit-Lic Kitakogane Dai-ni | | | | | | Company | Tonohiraga 192-3 | | | 050-1743-0555 | |
| After maternity leave ~ 2 | Age 0 | Age 1 | Age 2 | — | — | — | No | | No | No parking available | | |
| (Mon-Fri) 7:00~19:00 (Sat) 7:00~18:00 | | | | | | | | | | ① Tozenji Yochien | | |

| Facility No. | Name of Facility | | | | | | Type of Establishment | Address | | Phone Number (Area code +047) | |
|--|------------------------------------|-------|-----------------------------------|---|---|---|--------------------------------|--|--|-------------------------------|---------------|
| Age for Admission | Available Classes | | | | | | Playground within the premises | School Uniform | Number of Parking Space | | |
| Operating Hours | | | Saturday Childcare Locations | | | | Associated Facilities | | Associated Kindergartens | | |
| 1276 | Petit-Lic Kitakogane Dai-san | | | | | | Company | Kogane-Kiyoshigaoka 1-1-2 Oshima Residence Kitakogane 1-B | | | 050-1743-0666 |
| After maternity leave ~ 2 | Age 0 | Age 1 | Age 2 | — | — | — | No | No | No parking available | | |
| (Mon-Fri) 7:00~19:00 (Sat) 7:00~18:00 | | | (Sat) Petit-Lic Kitakogane Dai-ni | | | | | | ① Tozenji Yochien | | |
| 1278 | Run Run Room Hoikuen | | | | | | Company | Koganehara 7-34-9 | | | 710-5123 |
| After maternity leave ~ 2 | Age 0 | Age 1 | Age 2 | — | — | — | No | No | 2 available | | |
| (Mon-Fri) 7:00~19:00 (Sat) 7:00~18:00 | | | | | | | | | ① Miyaoka Yochien | | |
| 1283 | Run Run Room Hoikuen Kitakogane-en | | | | | | Company | Kogane 420 Urban Heights 1F | | | 702-3866 |
| After maternity leave ~ 2 | Age 0 | Age 1 | Age 2 | — | — | — | No | No | No parking available | | |
| (Mon-Fri) 7:00~19:00 (Sat) 7:00~18:00 | | | | | | | | | ① Tozenji Yochien ② Daishoin Yochien ③ Miyaoka Yochien | | |

Certified Childcare Centers

Kogane / Koganehara Area

| Facility No. | Name of Facility | | | | | | Type of Establishment | Address | | | Phone Number (Area code +047) | |
|--|---------------------------|-------|------------------------------|-------|-------|-------|--------------------------------|-------------------|----------------|--------------------------|-------------------------------|--|
| Age for Admission | Available Classes | | | | | | Playground within the premises | | School Uniform | Number of Parking Space | | |
| Operating Hours | | | Saturday Childcare Locations | | | | Associated Facilities | | | Associated Kindergartens | | |
| 1010 | Kitakogane Grace Kodomoen | | | | | | Corporate | Tonohiraga 200-11 | | | 348-3880 | |
| After maternity leave ~ 5 | Age 0 | Age 1 | Age 2 | Age 3 | Age 4 | Age 5 | Yes | | Yes | 9 available | | |
| (Mon-Fri) 7:00~19:00 (Sat) 7:00~18:00 | | | | | | | | | | | | |

Yahashira / Tokiwadaira Area

- Visits to the nursery schools are accepted throughout the year as needed. Please call each facility to inquire beforehand.
- Map of the childcare facilities is available through scanning the QR code listed on the final page of this guide.
- This list reflects information as of October 6, 2025. For details please contact childcare facility directly.

<Types of Establishments> "Municipal"=Matsudo City (Public) , "Corporate"=Social welfare corporation / Educational corporation, "Company"=Private enterprise / Limited company, "NPO"=Specified nonprofit corporation, "Private"=Privately owned

<Age for Admission> Age at which one is eligible to enroll in each nursery school (as of the first day of the desired month of admission). (Ages "1~below 3" refers to the age of the child as of April 1st of the applying year.)

<Saturday Childcare Locations> Saturday childcare will be provided at the facilities listed here. Facilities marked with (*) will also offer childcare during the Obon period.

<Associated Facilities> Kindergartens in which Small-Scale Childcare Facility will recommend their enrolled children according to the quota set by the target kindergarten. Please check with each Small-Scale Childcare Facility for details.

Public Nursery School

Yahashira / Tokiwadaira Area

| Facility No. | Name of Facility | Type of Establishment | Address | | Phone Number (Area code +047) |
|--|-------------------------------------|--------------------------------|-------------------|--------------------------|-------------------------------|
| Age for Admission | Available Classes | Playground within the premises | School Uniform | Number of Parking Space | |
| Operating Hours | Saturday Childcare Locations | Associated Facilities | | Associated Kindergartens | |
| 10 | Makinohara Hoikusho | Municipal | Makinohara 2-73 | | 385-0997 |
| 3 ~ 5 | — — — Age 3 Age 4 Age 5 | Yes | No | No parking available | |
| (Mon-Fri) 7:00~19:00 (Sat) 7:00~18:00 | | | | | |
| 13 | Yahashira Hoikusho | Municipal | Higurashi 4-5-2 | | 392-2955 |
| 6 mo. ~ 5 | Age 0 Age 1 Age 2 Age 3 Age 4 Age 5 | Yes | No | 7 available | |
| (Mon-Fri) 7:00~19:00 (Sat) 7:00~18:00 | | | | | |
| 20 | Matsuhidai Hoikusho | Municipal | Goko-Nishi 4-44-1 | | 384-2421 |
| After maternity leave ~ 5 | Age 0 Age 1 Age 2 Age 3 Age 4 Age 5 | Yes | No | 4 available | |
| (Mon-Fri) 7:00~19:00 (Sat) 7:00~18:00 | | | | | |

Non-Public Nursery School

Yahashira / Tokiwadaira Area

| Facility No. | Name of Facility | Type of Establishment | Address | | Phone Number (Area code +047) |
|--|-------------------------------------|--------------------------------|-------------------------------|--------------------------|-------------------------------|
| Age for Admission | Available Classes | Playground within the premises | School Uniform | Number of Parking Space | |
| Operating Hours | Saturday Childcare Locations | Associated Facilities | | Associated Kindergartens | |
| 2 | Tokiwadaira Hoikuen | Corporate | Tokiwadaira-Nishikubocho 11-7 | | 387-6762 |
| After maternity leave ~ 5 | Age 0 Age 1 Age 2 Age 3 Age 4 Age 5 | Yes | No | 4 available | |
| (Mon-Fri) 7:00~19:00 (Sat) 7:00~18:00 | | | | | |
| 104 | Minoridai Hoikuen | Corporate | Minoridai 2-12-1 | | 362-5536 |
| After maternity leave ~ 5 | Age 0 Age 1 Age 2 Age 3 Age 4 Age 5 | Yes | No | No parking available | |
| (Mon-Fri) 7:00~19:00 (Sat) 7:00~18:00 | | | | | |
| 108 | Kosuzume Hoikuen | Corporate | Higurashi 1-8-4 | | 387-9874 |
| After maternity leave ~ 5 | Age 0 Age 1 Age 2 Age 3 Age 4 Age 5 | Yes | No | 4 available | |
| (Mon-Fri) 7:00~19:00 (Sat) 7:00~18:00 | | | | | |
| 110 | Kanegasaku Hoikuen | Corporate | Kanegasaku 306 | | 385-8863 |
| After maternity leave ~ 5 | Age 0 Age 1 Age 2 Age 3 Age 4 Age 5 | Yes | No | 2 available | |
| (Mon-Fri) 7:00~19:00 (Sat) 7:00~18:00 | | | | | |
| 111 | Hakkeidai Hoikuen | Corporate | Matsudoshinden 605-58 | | 364-7802 |
| After maternity leave ~ 5 | Age 0 Age 1 Age 2 Age 3 Age 4 Age 5 | Yes | No | 6 available | |
| (Mon-Fri) 7:00~19:00 (Sat) 7:00~18:00 | | | | | |

| Facility No. | Name of Facility | | | | | | Type of Establishment | Address | | Phone Number (Area code +047) | | |
|--|------------------------------------|-------|------------------------------|-------|-------|-------|--------------------------------|---------------------------|----------------|-------------------------------|----------|--|
| Age for Admission | Available Classes | | | | | | Playground within the premises | | School Uniform | Number of Parking Space | | |
| Operating Hours | | | Saturday Childcare Locations | | | | Associated Facilities | | | Associated Kindergartens | | |
| 117 | Misora Hoikuen | | | | | | Corporate | Kanegasaku 216-10 | | | 384-6959 | |
| After maternity leave ~ 5 | Age 0 | Age 1 | Age 2 | Age 3 | Age 4 | Age 5 | Yes | | No | 12 available | | |
| (Mon-Fri) 7:00~19:00 (Sat) 7:00~18:00 | | | | | | | | | | | | |
| 138 | Goko Kosuzume Hoikuen | | | | | | Corporate | Goko 2-35-8 | | | 712-2111 | |
| After maternity leave ~ 5 | Age 0 | Age 1 | Age 2 | Age 3 | Age 4 | Age 5 | Yes | | No | 5 available | | |
| (Mon-Fri) 7:00~19:00 (Sat) 7:00~18:00 | | | | | | | | | | | | |
| 144 | Tokiwadaira Eki Mae Nursery School | | | | | | Corporate | Tokiwadaira 3-1-1 | | | 394-0331 | |
| After maternity leave ~ 5 | Age 0 | Age 1 | Age 2 | Age 3 | Age 4 | Age 5 | No | | Yes | No parking available | | |
| (Mon-Fri) 7:00~19:30 (Sat) 7:00~18:00 | | | | | | | | | | | | |
| 151 | Cosmos no Oka Yahashira Hoikuen | | | | | | Corporate | Tokiwadaira-Jinyamae 12-4 | | | 700-5154 | |
| After maternity leave ~ 5 | Age 0 | Age 1 | Age 2 | Age 3 | Age 4 | Age 5 | No | | No | 7 available | | |
| (Mon-Fri) 7:00~19:00 (Sat) 7:00~18:00 | | | | | | | | | | | | |

Small-scale Childcare Services

Yahashira / Tokiwadaira Area

| Facility No. | Name of Facility | | | | | | Type of Establishment | Address | | Phone Number (Area code +047) | | |
|--|--|------------------------------|-------|---|---|---|--------------------------------|--|----------------|-------------------------------------|----------|--|
| Age for Admission | Available Classes | | | | | | Playground within the premises | | School Uniform | Number of Parking Space | | |
| Operating Hours | | Saturday Childcare Locations | | | | | Associated Facilities | | | Associated Kindergartens | | |
| 162 | Kanegasaku Hoikuen Nanohana Room | | | | | | Corporate | Tokiwadaira3-13-3, Three Avenue 1F | | | 701-5313 | |
| After maternity leave ~ 2 | Age 0 | Age 1 | Age 2 | — | — | — | No | | No | 3 available | | |
| (Mon-Fri) 7:00~19:00 (Sat) 7:00~18:00 | | | | | | | ① Kanegasaku Hoikuen | | | | | |
| 163 | Hakkeidai Hoikuen, Tanpopo Room | | | | | | Corporate | Matsudoshinden 373, Garden Village 106 | | | 710-8135 | |
| After maternity leave ~ 2 | Age 0 | Age 1 | Age 2 | — | — | — | No | | No | 2 available | | |
| (Mon-Fri) 7:00~19:00 (Sat) 7:00~18:00 | | (Sat) Hakkeidai Hoikuen | | | | | ① Hakkeidai Hoikuen | | | | | |
| 168 | Hanamizuki Kodomoen, Yahashira Room | | | | | | Corporate | Higurashi 2-3-15 Green Plaza, Yahashira Dai-ichi 101 | | | 711-9155 | |
| 1 ~ 2 | — | Age 1 | Age 2 | — | — | — | No | | No | No parking available | | |
| (Mon-Fri) 7:00~19:00 (Sat) 7:00~18:00 | | | | | | | ① Hanamizuki Kodomoen | | | | | |
| 182 | Kanegasaku Hoikuen, Motoyama Eki Nanohana Room | | | | | | Corporate | Goko-Minami 1-5-1 Shinkeisei, Motoyama Sta. Bldg. 3F | | | 712-2601 | |
| After maternity leave ~ 2 | Age 0 | Age 1 | Age 2 | — | — | — | No | | No | No parking available | | |
| (Mon-Fri) 7:00~19:00 (Sat) 7:00~18:00 | | | | | | | ① Kanegasaku Hoikuen | | | | | |
| 183 | Tokiwadaira Hoikuen, Sakuranbo Room | | | | | | Corporate | Tokiwadaira 2-9-3, Clover Leaf 1F | | | 702-3212 | |
| 1 ~ 2 | — | Age 1 | Age 2 | — | — | — | No | | No | 1 available | | |
| (Mon-Fri) 7:00~19:00 (Sat) 7:00~18:00 | | (Sat) Tokiwadaira Hoikuen(※) | | | | | ① Tokiwadaira Hoikuen | | | | | |
| 186 | Hanamizuki Kodomoen, Goko Room | | | | | | Corporate | Tokiwadaira 5-11-23, Insurance Bldg.2 #102 | | | 711-9975 | |
| After maternity leave ~ 2 | Age 0 | Age 1 | Age 2 | — | — | — | No | | No | 1 available | | |
| (Mon-Fri) 7:00~19:00 (Sat) 7:00~18:00 | | (Sat) Hanamizuki Kodomoen | | | | | ① Hanamizuki Kodomoen | | | | | |
| 190 | Minoridai Angel Hoikuen | | | | | | Company | Minoridai 7-14-3, Angel21 1F | | | 368-3377 | |
| After maternity leave ~ 2 | Age 0 | Age 1 | Age 2 | — | — | — | No | | Yes | No parking available | | |
| (Mon-Fri) 7:00~19:00 (Sat) 7:00~18:00 | | | | | | | ① Minoridai Hoikuen | | | ① Meiwa Yochien ② Miyako Yochien | | |

| Facility No. | Name of Facility | | | | | | Type of Establishment | Address | | Phone Number (Area code +047) |
|--|--|--|-------|---|---|---|--------------------------------------|--|--|-------------------------------|
| Age for Admission | Available Classes | | | | | | Playground within the premises | | School Uniform | Number of Parking Space |
| Operating Hours | | Saturday Childcare Locations | | | | | Associated Facilities | | | Associated Kindergartens |
| 196 | Higurashi Chuo Hoikuen | | | | | | Company | Higurashi 5-190, Dream Yahashira 2F | | 394-5558 |
| After maternity leave ~ 2 | Age 0 | Age 1 | Age 2 | — | — | — | No | | No | No parking available |
| (Mon-Fri) 7:00~19:00 (Sat) 7:30~18:30 | | | | | | | ① Tokiwadaira Eki Mae Nursery School | | ① Yahashira Yochien | |
| 200 | Kids Room Izumi Matsudoshinden | | | | | | Company | Matsudoshinden 256-24, New Kusano 1F | | 703-7190 |
| After maternity leave ~ 2 | Age 0 | Age 1 | Age 2 | — | — | — | No | | No | No parking available |
| (Mon-Fri) 7:00~19:00 (Sat) 7:00~19:00 | | (Sat) Nursery School Izumi Shinmatsudo | | | | | ① Nursery School Izumi Shinmatsudo | | ① Meiwa Yochien ② Miyako Yochien | |
| 1216 | Higurashi Dai-ni Chuo Hoikuen | | | | | | Company | Higurashi 5-190, Dream Yahashira 1F | | 710-0522 |
| After maternity leave ~ 2 | Age 0 | Age 1 | Age 2 | — | — | — | No | | No | No parking available |
| (Mon-Fri) 7:00~19:00 (Sat) 7:30~18:30 | | | | | | | ① Tokiwadaira Eki Mae Nursery School | | ① Yahashira Yochien | |
| 1230 | Yotsuba Room | | | | | | Corporate | Higurashi 3-10-42 | | 711-9400 |
| After maternity leave ~ 2 | Age 0 | Age 1 | Age 2 | — | — | — | No | | No | 3 available |
| (Mon-Fri) 7:00~19:00 (Sat) 7:00~18:00 | | (Sat) Hakkeidai Hoikuen | | | | | ① Hakkeidai Hoikuen | | | |
| 1231 | Angel Shirayuri Hoikuen Yahashira | | | | | | Company | Higurashi 3-2-1 | | 391-3877 |
| After maternity leave ~ 2 | Age 0 | Age 1 | Age 2 | — | — | — | No | | Yes | No parking available |
| (Mon-Fri) 7:00~19:00 (Sat) 7:00~18:00 | | | | | | | | | ① Meiwa Yochien ② Yahashira Yochien | |
| 1237 | Yahashira Station Room | | | | | | Corporate | Higurashi 5-183, Someya Bldg. 1F | | 369-7128 |
| After maternity leave ~ 2 | Age 0 | Age 1 | Age 2 | — | — | — | No | | No | 3 available |
| (Mon-Fri) 7:00~19:00 (Sat) 7:00~19:00 | | | | | | | ① Hanamizuki Kodomoen | | | |
| 1247 | Milky Home Goko-en | | | | | | Company | Tokiwadaira 6-3-15 | | 311-5500 |
| After maternity leave ~ 2 | Age 0 | Age 1 | Age 2 | — | — | — | No | | No | No parking available |
| (Mon-Fri) 7:30~19:00 (Sat) 7:30~19:00 | | | | | | | | | ① Asahi Yochien ② Tokiwadaira Yochien | |
| 1250 | Kokori no Mori Hoikuen Goko | | | | | | Company | Goko-Nishi 1-15-24 | | 384-8788 |
| After maternity leave ~ 2 | Age 0 | Age 1 | Age 2 | — | — | — | No | | No | 2 available |
| (Mon-Fri) 7:00~19:00 (Sat) 7:00~19:00 | | | | | | | | | ① Asahi Yochien | |
| 1255 | Higurashi Dai-san Chuo Hoikuen Yahashiraeki-en | | | | | | Company | Higurashi 1-1-2 Yahashira Sta. Dai-ichi Bldg. 2F-B | | 701-7110 |
| After maternity leave ~ 2 | Age 0 | Age 1 | Age 2 | — | — | — | No | | No | No parking available |
| (Mon-Fri) 7:00~19:00 (Sat) 7:30~18:30 | | | | | | | ① Cosmos no Oka Yahashira Hoikuen | | ① Yahashira Yochien | |
| 1257 | Mirai Matsudo Hoikuen | | | | | | Corporate | Tokiwadaira 7-31-26 | | 383-0240 |
| After maternity leave ~ 2 | Age 0 | Age 1 | Age 2 | — | — | — | No | | No | 2 available |
| (Mon-Fri) 7:00~19:00 (Sat) 7:00~19:00 | | | | | | | | | ① Asahi Yochien | |
| 1258 | Yuimaaru Hoikuen Minoridai | | | | | | Company | Minoridai 7-58-16 | | 711-7101 |
| After maternity leave ~ 2 | Age 0 | Age 1 | Age 2 | — | — | — | No | | No | 1 available |
| (Mon-Fri) 7:30~18:30 (Sat) 7:30~18:30 | | | | | | | ① Minoridai Hoikuen | | ① Meiwa Yochien | |
| 1267 | Kokori no Mori Hoikuen Goko East | | | | | | Company | Kanegasaku 408-318 | | 711-8898 |
| After maternity leave ~ 2 | Age 0 | Age 1 | Age 2 | — | — | — | No | | No | No parking available |
| (Mon-Fri) 7:00~19:00 (Sat) 7:00~19:00 | | | | | | | | | ① Kitaoka Yochien | |

| Facility No. | Name of Facility | Type of Establishment | Address | | Phone Number (Area code +047) |
|--|---|--------------------------------|---|--------------------------|-------------------------------|
| Age for Admission | Available Classes | Playground within the premises | School Uniform | Number of Parking Space | |
| Operating Hours | Saturday Childcare Locations | Associated Facilities | | Associated Kindergartens | |
| 1272 | Cosmos Baby Room Tokiwadaira | Company | Tokiwadaira 1-29-3, Tokiwadaira Sta. Bldg. 2F-D | | 711-9731 |
| After maternity leave ~ 2 | Age 0 Age 1 Age 2 — — — | No | No | No parking available | |
| (Mon-Fri) 7:00~19:00 (Sat) 7:00~19:00 | | | ① Kitaoka Yochien | | |
| 1273 | RuRi Matsudo Hoikuen | Company | Tokiwadaira 3-10-1, Seven Town Tokiwadaira 207 | | 711-6277 |
| After maternity leave ~ 2 | Age 0 Age 1 Age 2 — — — | No | No | No parking available | |
| (Mon-Fri) 7:00~19:00 (Sat) 7:00~19:00 | | | ① Kitaoka Yochien | | |
| 1280 | Kokori no Mori Hoikuen Tokiwadaira | Company | Tokiwadaira 1-22-5 | | 703-8880 |
| After maternity leave ~ 2 | Age 0 Age 1 Age 2 — — — | No | No | No parking available | |
| (Mon-Fri) 7:00~19:00 (Sat) 7:00~19:00 | | | ① Takagi Yochien | | |
| 1281 | Asobi no Tensai Goko-higashi Hoikuen | Company | Goko 6-1-9 | | 712-2833 |
| After maternity leave ~ 2 | Age 0 Age 1 Age 2 — — — | No | No | 1 available | |
| (Mon-Fri) 7:00~19:00 (Sat) 7:00~19:00 | | | ① Takagi Yochien | | |

Certified Childcare Centers

Yahashira / Tokiwadaira Area

| Facility No. | Name of Facility | Type of Establishment | Address | | Phone Number (Area code +047) |
|--|--|--------------------------------|--------------------|--------------------------|-------------------------------|
| Age for Admission | Available Classes | Playground within the premises | School Uniform | Number of Parking Space | |
| Operating Hours | Saturday Childcare Locations | Associated Facilities | | Associated Kindergartens | |
| 1001 | Matsudo Nintei Kodomoen (Sendan Yochien) | Corporate | Tokiwadaira 2-31-2 | | 387-0875 |
| 3 ~ 5 | — — — Age 3 Age 4 Age 5 | Yes | Yes | No parking available | |
| (Mon-Fri) 7:00~19:00 (Sat) 7:00~19:00 | | | | | |
| 1003 | Hanamizuki Kodomoen | Corporate | Tokiwadaira 3-25-2 | | 383-8731 |
| After maternity leave ~ 5 | Age 0 Age 1 Age 2 Age 3 Age 4 Age 5 | Yes | No | 12 available | |
| (Mon-Fri) 7:00~19:00 (Sat) 7:00~18:00 | | | | | |
| 1004 | Tokyo Nintei Kodomoen (Makinohara Sendan Yochien) | Corporate | Makinohara 2-5 | | 385-0907 |
| 3 ~ 5 | — — — Age 3 Age 4 Age 5 | Yes | Yes | No parking available | |
| (Mon-Fri) 7:00~19:00 (Sat) 7:00~19:00 | | | | | |

Higashimatsudo / Akiyama Area

- Visits to the nursery schools are accepted throughout the year as needed. Please call each facility to inquire beforehand.
- Map of the childcare facilities is available through scanning the QR code listed on the final page of this guide.
- This list reflects information as of October 6, 2025. For details please contact childcare facility directly.

<Types of Establishments> "Municipal"=Matsudo City (Public) , "Corporate"=Social welfare corporation / Educational corporation, "Company"=Private enterprise / Limited company, "NPO"=Specified nonprofit corporation, "Private"=Privately owned

<Age for Admission> Age at which one is eligible to enroll in each nursery school (as of the first day of the desired month of admission). (Ages "1~below 3" refers to the age of the child as of April 1st of the applying year.)

<Saturday Childcare Locations> Saturday childcare will be provided at the facilities listed here. Facilities marked with (*) will also offer childcare during the Obon period.

<Associated Facilities> Kindergartens in which Small-Scale Childcare Facility will recommend their enrolled children according to the quota set by the target kindergarten. Please check with each Small-Scale Childcare Facility for details.

Public Nursery School

Higashimatsudo / Akiyama Area

| Facility No. | Name of Facility | Type of Establishment | Address | Phone Number (Area code +047) |
|--|-------------------------------------|--------------------------------|--------------------------|-------------------------------|
| Age for Admission | Available Classes | Playground within the premises | School Uniform | Number of Parking Space |
| Operating Hours | Saturday Childcare Locations | Associated Facilities | Associated Kindergartens | |
| 8 | Rikodai Hoikusho | Municipal | Takatsukashinden 494-9 | 391-3710 |
| 6 mo. ~ 5 | Age 0 Age 1 Age 2 Age 3 Age 4 Age 5 | Yes | No | No parking available |
| (Mon-Fri) 7:00~19:00 (Sat) 7:00~18:00 | | | | |

Non-Public Nursery School

Higashimatsudo / Akiyama Area

| Facility No. | Name of Facility | Type of Establishment | Address | Phone Number (Area code +047) |
|--|-------------------------------------|--------------------------------|--------------------------|-------------------------------|
| Age for Admission | Available Classes | Playground within the premises | School Uniform | Number of Parking Space |
| Operating Hours | Saturday Childcare Locations | Associated Facilities | Associated Kindergartens | |
| 124 | Higashimatsudo Hoikuen | Corporate | Kamishiki 3-8-11 | 387-4001 |
| After maternity leave ~ 5 | Age 0 Age 1 Age 2 Age 3 Age 4 Age 5 | Yes | No | 5 available |
| (Mon-Fri) 7:00~19:00 (Sat) 7:00~18:00 | | | | |
| 125 | Globally Kids | Corporate | Takatsukashinden 450-11 | 312-8228 |
| After maternity leave ~ 5 | Age 0 Age 1 Age 2 Age 3 Age 4 Age 5 | Yes | No | 7 available |
| (Mon-Fri) 7:00~20:00 (Sat) 7:00~19:00 | | | | |
| 127 | Yuuwa Hoikuen | Corporate | Kamishiki 1194-4 | 711-6913 |
| After maternity leave ~ 5 | Age 0 Age 1 Age 2 Age 3 Age 4 Age 5 | Yes | No | 7 available |
| (Mon-Fri) 7:00~19:00 (Sat) 7:00~18:00 | | | | |
| 130 | Nashi no Hana Hoikuen | Corporate | Takatsukashinden 488-10 | 711-9880 |
| After maternity leave ~ 5 | Age 0 Age 1 Age 2 Age 3 Age 4 Age 5 | Yes | No | 10 available |
| (Mon-Fri) 7:00~19:00 (Sat) 7:00~18:00 | | | | |
| 134 | Oto no Yurikago Hoikuen | Corporate | Higashimatsudo 1-2-34 | 712-1056 |
| After maternity leave ~ 5 | Age 0 Age 1 Age 2 Age 3 Age 4 Age 5 | No | No | 5 available |
| (Mon-Fri) 7:00~19:00 (Sat) 7:00~18:00 | | | | |
| 136 | Ouka Hoikuen | Corporate | Higashimatsudo 2-16-4 | 383-8555 |
| After maternity leave ~ 5 | Age 0 Age 1 Age 2 Age 3 Age 4 Age 5 | Yes | No | 7 available |
| (Mon-Fri) 7:30~19:30 (Sat) 7:30~18:30 | | | | |
| 137 | Akiyama Manabi no Hoikuen | Corporate | Akiyama 2-5-1 | 710-8623 |
| After maternity leave ~ 5 | Age 0 Age 1 Age 2 Age 3 Age 4 Age 5 | No | No | 4 available |
| (Mon-Fri) 7:00~19:00 (Sat) 7:00~18:00 | | | | |

| Facility No. | Name of Facility | Type of Establishment | Address | Phone Number (Area code +047) |
|--|-------------------------------------|--------------------------------|--------------------------|-------------------------------|
| Age for Admission | Available Classes | Playground within the premises | School Uniform | Number of Parking Space |
| Operating Hours | Saturday Childcare Locations | Associated Facilities | Associated Kindergartens | |
| 140 | Toshin World Kids | Corporate | Kamishiki 1-38-8 | 369-7775 |
| After maternity leave ~ 5 | Age 0 Age 1 Age 2 Age 3 Age 4 Age 5 | Yes | No | 5 available |
| (Mon-Fri) 7:00~20:00 (Sat) 7:00~18:00 | | | | |
| 142 | Nagomi Hoikuen | Corporate | Akiyama 45-2 | 710-7753 |
| After maternity leave ~ 5 | Age 0 Age 1 Age 2 Age 3 Age 4 Age 5 | Yes | No | 5 available |
| (Mon-Fri) 7:00~19:00 (Sat) 7:00~18:00 | | | | |

Small-scale Childcare Services

Higashimatsudo / Akiyama Area

| Facility No. | Name of Facility | Type of Establishment | Address | Phone Number (Area code +047) |
|--|--|--|--|-------------------------------|
| Age for Admission | Available Classes | Playground within the premises | School Uniform | Number of Parking Space |
| Operating Hours | Saturday Childcare Locations | Associated Facilities | Associated Kindergartens | |
| 193 | Higashimatsudo Niko Niko Hoikuen | Company | Higashimatsudo 1-2-3 | 710-3636 |
| After maternity leave ~ 2 | Age 0 Age 1 Age 2 — — — | No | No | 1 available |
| (Mon-Fri) 7:00~19:00 (Sat) 7:00~19:00 | | ① Akiyama Manabi no Hoikuen | ① Takatsuka Yochien ② Hongenji Yochien | |
| 195 | Hohoemi Hoikuen | Company | Akiyama 1-11-10 | 312-7623 |
| After maternity leave ~ 2 | Age 0 Age 1 Age 2 — — — | No | No | No parking available |
| (Mon-Fri) 7:00~19:00 (Sat) 7:00~18:00 | | ① Nagomi Hoikuen | ① Takatsuka Yochien ② Hongenji Yochien | |
| 1203 | Dolce Room Matsuhidai | Corporate | Kamishiki 1-29-5, Hokuso-line Matsuhidai Sta. | 388-5050 |
| After maternity leave ~ 2 | Age 0 Age 1 Age 2 — — — | No | No | 3 available |
| (Mon-Fri) 7:00~19:00 (Sat) 7:00~18:00 | (Sat) Higashimatsudo Hoikuen (※) | ① Yuuwa Hoikuen ② Oto no Yurikago Hoikuen ③ Higashimatsudo Hoikuen | ① Takatsuka Yochien ② Hongenji Yochien | |
| 1205 | Hoikuen Otogi no Mori | Corporate | Higashimatsudo 2-2-14 | 702-7770 |
| 1 ~ 2 | — Age 1 Age 2 — — — | No | No | 2 available |
| (Mon-Fri) 7:30~19:30 (Sat) 7:30~18:30 | (Sat) Kagayaki no Mori Yochisha | ① Kagayaki no Mori Yochisha | | |
| 1213 | Friend Kids Land Higashimatsudo-en | Company | Higashimatsudo 4-8-6 | 701-7695 |
| After maternity leave ~ 2 | Age 0 Age 1 Age 2 — — — | No | No | 2 available |
| (Mon-Fri) 7:00~19:00 (Sat) 7:00~19:00 | | | ① Takatsuka Yochien ② Hongenji Yochien ③ Meiwa Yochien | |
| 1222 | Dolce Room Higashimatsudo | Corporate | Higashimatsudo 3-6-11, Real Higashimatsudo 1F | 712-0871 |
| After maternity leave ~ 2 | Age 0 Age 1 Age 2 — — — | No | No | No parking available |
| (Mon-Fri) 7:00~19:00 (Sat) 7:00~18:00 | (Sat) Yuuwa Hoikuen (※) | ① Yuuwa Hoikuen ② Oto no Yurikago Hoikuen ③ Higashimatsudo Hoikuen | ① Takatsuka Yochien ② Hongenji Yochien | |
| 1226 | Nashi no Hana Rainbow Room | Corporate | Akiyama 2-3-3 | 701-8780 |
| After maternity leave ~ 2 | Age 0 Age 1 Age 2 — — — | Yes | No | 3 available |
| (Mon-Fri) 7:00~19:00 (Sat) 7:00~18:00 | (Sat) Nashi no Hana Hoikuen | ① Nashi no Hana Hoikuen | | |
| 1238 | Dolce Room | Corporate | Higashimatsudo 1-8-7, Legina Residence 1F | 710-7371 |
| 1 ~ 2 | — Age 1 Age 2 — — — | No | No | No parking available |
| (Mon-Fri) 7:00~19:00 (Sat) 7:00~18:00 | (Sat) Oto no Yurikago Hoikuen (※) | ① Yuuwa Hoikuen ② Oto no Yurikago Hoikuen ③ Higashimatsudo Hoikuen | ① Takatsuka Yochien ② Hongenji Yochien | |
| 1245 | Kokori no Mori Hoikuen Higashimatsudo | Company | Higashimatsudo 4-9-1 | 392-0889 |
| After maternity leave ~ 2 | Age 0 Age 1 Age 2 — — — | No | No | 20 available |
| (Mon-Fri) 7:00~19:00 (Sat) 7:00~19:00 | | | ① Hongenji Yochien ② Meiwa Yochien | |

| Facility No. | Name of Facility | | | | | | Type of Establishment | Address | | | Phone Number (Area code +047) | |
|--|--------------------------------|-------|------------------------------|---|---|---|--|------------------------------------|----------------|---|-------------------------------|--|
| Age for Admission | Available Classes | | | | | | Playground within the premises | | School Uniform | Number of Parking Space | | |
| Operating Hours | | | Saturday Childcare Locations | | | | Associated Facilities | | | Associated Kindergartens | | |
| 1265 | Dolce Room Canon | | | | | | Corporate | Higashimatsudo 3-2-1, AI Frente 2F | | | 711-8652 | |
| 1 ~ 2 | — | Age 1 | Age 2 | — | — | — | No | | No | No parking available | | |
| (Mon-Fri) 7:00~19:00 (Sat) 7:00~18:00 | | | (Sat) Yuuwa Hoikuen (※) | | | | ① Yuuwa Hoikuen ② Oto no Yurikago Hoikuen ③ Higashimatsudo Hoikuen | | | ① Takatsuka Yochien ② Hongenji Yochien | | |
| 1270 | Kokori no Mori Hoikuen Akiyama | | | | | | Company | Akiyama 1-12-12 | | | 701-8884 | |
| 1 ~ 2 | — | Age 1 | Age 2 | — | — | — | No | | No | 2 available | | |
| (Mon-Fri) 7:00~19:00 (Sat) 7:00~19:00 | | | | | | | | | | ① Takatsuka Yochien | | |

Certified Childcare Centers

Higashimatsudo / Akiyama Area

| Facility No. | Name of Facility | | | | | | Type of Establishment | Address | | | Phone Number (Area code +047) | |
|--|-----------------------------|-------|------------------------------|-------|-------|-------|--------------------------------|------------------|----------------|--------------------------|-------------------------------|--|
| Age for Admission | Available Classes | | | | | | Playground within the premises | | School Uniform | Number of Parking Space | | |
| Operating Hours | | | Saturday Childcare Locations | | | | Associated Facilities | | | Associated Kindergartens | | |
| 1002 | Kagayaki no Mori Yochisha | | | | | | Corporate | Kamishiki 1080-1 | | | 710-0002 | |
| After maternity leave ~ 5 | Age 0 | Age 1 | Age 2 | Age 3 | Age 4 | Age 5 | Yes | | Yes | 4 available | | |
| (Mon-Fri) 7:30~19:30 (Sat) 7:30~18:30 | | | | | | | | | | | | |
| 1006 | Nintei Kodomoen Kaze no Oka | | | | | | Corporate | Ohashi 300-1 | | | 375-8440 | |
| After maternity leave ~ 5 | Age 0 | Age 1 | Age 2 | Age 3 | Age 4 | Age 5 | Yes | | No | 8 available | | |
| (Mon-Fri) 7:00~19:00 (Sat) 7:00~18:00 | | | | | | | | | | | | |

Mutsumi Area

- Visits to the nursery schools are accepted throughout the year as needed. Please call each facility to inquire beforehand.
- Map of the childcare facilities is available through scanning the QR code listed on the final page of this guide.
- This list reflects information as of October 6, 2025. For details please contact childcare facility directly.

<Types of Establishments> "Municipal"=Matsudo City (Public) , "Corporate"=Social welfare corporation / Educational corporation, "Company"=Private enterprise / Limited company, "NPO"=Specified nonprofit corporation, "Private"=Privately owned

<Age for Admission> Age at which one is eligible to enroll in each nursery school (as of the first day of the desired month of admission). (Ages "1~below 3" refers to the age of the child as of April 1st of the applying year.)

<Saturday Childcare Locations> Saturday childcare will be provided at the facilities listed here. Facilities marked with (*) will also offer childcare during the Obon period.

<Associated Facilities> Kindergartens in which Small-Scale Childcare Facility will recommend their enrolled children according to the quota set by the target kindergarten. Please check with each Small-Scale Childcare Facility for details.

Public Nursery School

Mutsumi Area

| Facility No. | Name of Facility | Type of Establishment | Address | | Phone Number (Area code +047) |
|--|-------------------------------------|--------------------------------|----------------|--------------------------|-------------------------------|
| Age for Admission | Available Classes | Playground within the premises | School Uniform | Number of Parking Space | |
| Operating Hours | Saturday Childcare Locations | Associated Facilities | | Associated Kindergartens | |
| 9 | Mutsumi Hoikusho | Municipal | Rokkodai 1-40 | | 385-0998 |
| 6 mo. ~ 5 | Age 0 Age 1 Age 2 Age 3 Age 4 Age 5 | Yes | No | 3 available | |
| (Mon-Fri) 7:00~19:00 (Sat) 7:00~18:00 | | | | | |

Non-Public Nursery School

Mutsumi Area

| Facility No. | Name of Facility | Type of Establishment | Address | | Phone Number (Area code +047) |
|--|-------------------------------------|--------------------------------|----------------|---|-------------------------------|
| Age for Admission | Available Classes | Playground within the premises | School Uniform | Number of Parking Space | |
| Operating Hours | Saturday Childcare Locations | Associated Facilities | | Associated Kindergartens | |
| 123 | Kouzen Hoikuen | Corporate | Mutsumi 5-1-1 | | 311-3711 |
| After maternity leave ~ 5 | Age 0 Age 1 Age 2 Age 3 Age 4 Age 5 | Yes | No | 12 available (Shared with Kouzen Hoikuen Izumi) | |
| (Mon-Fri) 7:00~19:00 (Sat) 7:00~18:00 | | | | | |

Small-scale Childcare Services

Mutsumi Area

| Facility No. | Name of Facility | Type of Establishment | Address | | Phone Number (Area code +047) |
|--|--|--------------------------------|-----------------|---|-------------------------------|
| Age for Admission | Available Classes | Playground within the premises | School Uniform | Number of Parking Space | |
| Operating Hours | Saturday Childcare Locations | Associated Facilities | | Associated Kindergartens | |
| 184 | Kouzen Hoikuen Izumi | Corporate | Mutsumi 5-1-6 | | 387-5640 |
| 1 ~ 2 | — Age 1 Age 2 — — — | No | No | 12 available (Shared with Kouzen Hoikuen) | |
| (Mon-Fri) 7:00~19:00 (Sat) 7:00~18:00 | | ① Kouzen Hoikuen | | | |
| 1251 | Kokori no Mori Hoikuen, Rokkodai | Company | Rokkodai 8-41-1 | | 311-7888 |
| After maternity leave ~ 2 | Age 0 Age 1 Age 2 — — — | No | No | 4 available (Shared with Kokori no Mori Hoikuen, Rokkodai Dai-ni) | |
| (Mon-Fri) 7:00~19:00 (Sat) 7:00~19:00 | | | | ① Mutsumi Yochien | |
| 1271 | Kokori no Mori Hoikuen, Rokkodai Dai-ni | Company | Rokkodai 8-41-1 | | 701-8688 |
| After maternity leave ~ 2 | Age 0 Age 1 Age 2 — — — | No | No | 4 available (Shared with Kokori no Mori Hoikuen, Rokkodai) | |
| (Mon-Fri) 7:00~19:00 (Sat) 7:00~19:00 | | | | ① Mutsumi Yochien | |

Certified Childcare Centers


Mutsumi Area

| Facility No. | Name of Facility | Type of Establishment | Address | | Phone Number (Area code +047) |
|--|-------------------------------------|--------------------------------|----------------|--------------------------|-------------------------------|
| Age for Admission | Available Classes | Playground within the premises | School Uniform | Number of Parking Space | |
| Operating Hours | Saturday Childcare Locations | Associated Facilities | | Associated Kindergartens | |
| 1012 | Takasago School Rokkodai | Corporate | Mutsumi 6-13-2 | | 394-5161 |
| After maternity leave ~ 5 | Age 0 Age 1 Age 2 Age 3 Age 4 Age 5 | Yes | Yes | 7 available | |
| (Mon-Fri) 7:00~19:00 (Sat) 7:00~18:00 | | | | | |

[1 0] For those in Hunt for Daycare (*Hokatsu*)

(1) Tips when applying

Please read the following as a reference to when applying for the use of nursery school.



1. Apply with a list of desired nursery schools in the order in which you really want your child to attend them, not their availability.

The use of the facilities will be examined starting from the top of the list, but you will not be given preferential treatment in the selection process regardless of how high up you rank the facility. Even if you think it will be difficult to get in due to high competition, please apply in the order of your true preference.

2. Visit the nursery school of your choice as much as possible

Although it will not affect the selection process, it is important to check the atmosphere and route to the nursery school as much as possible since your child will be going there every day.

3. Add as many nursery schools as possible that are not only near your home or the nearest station, but also near adjacent stations or near your place of work, etc.

The more facilities you list, the more likely you are to be admitted since we can make arrangements with more facilities.

4. If you are applying for siblings together at the same time, please think carefully about the conditions of their application preference.

Although the city will try to place your children in the same nursery school as much as possible, applying under one of the following conditions will increase your chances of admission:

“Same school admission priority” even if it is a school lower on your list (there is still a possibility of being admitted to separate facilities)

or

“Higher preference school priority” even if your children are to attend separate facilities.

5. For children applicable for the 0-2 year old class, please also consider a small-scale childcare facility.

There are many small-scale childcare facilities in Matsudo City. Including them in the list of desired nursery schools will increase the chances of admission. See the next page for details.

6. For children applicable for the 3-5 year old class, please also consider a kindergarten.

There are many kindergartens in Matsudo City that offer long hours of childcare. You may choose a kindergarten that allows you to balance your child’s education with your work. The City also has its own subsidy system to reduce the cost of childcare. See the next page for details.

7. If you are placed on a waiting list for admission, please consider adding more facilities to your preferred facilities for the following month or later.

You can add or change your preferred facilities using the Matsudo City online application system. Please also see the “Vacancy Status List for Nursery Schools” on our website.

(2) Small-Scale Childcare Services and Kindergartens

There are many small-scale childcare facilities in Matsudo City, but many people are concerned about what happens to their children after they graduate from these facilities, as they are only for children up to the 2 year old class.

Generally, people think of nursery schools or Certified Childcare Centers (*Kodomoen*), but Matsudo City also offers many kindergartens (*Yochien*) that focus on early childhood education and provide long hours of childcare. To reduce the financial burden on households, the City has its own subsidy system.

As the system allows for a better balance between parents' work and children's education, the number of families choosing to use the kindergarten following small-scale childcare facilities is increasing each year. There is also a recommendation system for enrollment in designated kindergartens, so you may want to consider using a small-scale childcare facility with a possible kindergarten in mind.

① Small-Scale Childcare Services

● **What makes small-scale childcare facilities appealing?**

- **Less expensive**

Childcare fees at small-scale childcare facilities are 20% lower than those at nursery schools.

- **Easy to access**

Many small-scale childcare facilities are located near train stations, making them easy to use on the way to and from work.

- **Easy to maintain a close eye on the children**

Childcare is provided in a single room, and the ratio of childcare provider to the classroom space is high, making it easy to provide individual attention to each child.

- **Growth unique to small-scale childcare facilities**

At small-scale childcare facilities, children aged 0 to 2 years old are cared for in the same room. The younger children grow by imitating the older children, and the older children develop an awareness of themselves as role models and protectors for the younger schoolmates.

● **Recommendation slots for kindergartens**

Matsudo City has established a referral system for kindergartens providing long-hours childcare services and their affiliated small-scale childcare facilities.

Under the referral system, small-scale childcare facilities recommend children who are prospective graduates from their facilities to kindergartens according to the number of recommendation slots set by each kindergarten. Through this system, parents can obtain information about kindergartens that are affiliated with the small-scale childcare facility their children attend which can lead to a smooth transition to kindergarten.

This system also reduces the burden on parents when enrolling their children in kindergarten, so please consider this point when selecting a small-scale childcare facility.

※ Not all small-scale childcare facilities are affiliated with kindergartens and implement the recommendation system. Please refer to pages 26-47, "[9]List of Nursery Schools in Matsudo", for information on small-scale childcare facilities and kindergartens that are affiliated with each other.

※ The recommendation system does not guarantee admission to a kindergarten. Even if you use the recommendation system, the children still go through a selection process by the kindergarten.

② Kindergartens

● **Kindergarten childcare hours**

The basic educational hours for kindergartens are 4 hours per day, but there are many kindergartens in Matsudo City that offer longer hours of childcare.

The number of families choosing to use kindergartens is increasing each year for a better balance between parents' work and children's education.

Please access the QR code on the right to check the facilities offering longer childcare and their opening hours for childcare.



● **Matsudo City original subsidy for childcare fees at kindergartens**

Matsudo City has its own subsidy system for private kindergartens in order to reduce the cost of childcare. This subsidy covers childcare fees that are not covered by the government's program, up to 30,000 yen per month.

For more information on eligible facilities, details of the subsidy system, and how to apply, please access the QR code on the right.



● **Nursery stations with transportation services, "Sogei Hoiku Station"**

Matsudo City Sogei Hoiku Stations are facilities that provide childcare services before and after kindergarten hours in order to ensure the same childcare hours as nursery schools.

In the morning, the children are dropped off at the Sogei Hoiku Station by their guardian, where they are cared for until the kindergarten bus arrives, and when the bus arrives, they are taken to the kindergarten they attend. During the day, the children are educated at their kindergartens, and in the evening, the kindergarten bus returns to the Sogei Hoiku Station to be cared for until their guardians arrive to pick them up.

There are designated kindergartens for each Sogei Hoiku Station, and you need to apply to use them. For details, please access the QR code on the right.



(3) Matsudo City online consultation system

As part of its initiatives to build a “Virtual City Hall,” Matsudo City has introduced the Matsudo City Online Consultation System, which allows parents to make appointments and carry out consultations via web conferencing without having to download a special app to their own smartphones, tablets, or other devices.

Parents can consult with the Childcare Division in the same manner as they would in person at the counter without having to come to the City Hall. Since the system is secured, parents can use it with no worries, even if the consultation involves personal information.

We hope that those who wish to consult at home, or those who plan to move to Matsudo from remote areas and have difficulty coming to Matsudo City Hall, will make full use of this online consultation system.


※ Virtual City Hall : A collaboration platform with citizens to provide information and procedures needed by citizens in an easy to understand and appropriate manner, and to reduce the rate of citizen visits to the city hall.

Steps from Appointment to Online Consultation

- ① Click on the link <予約カレンダー(reservation system)> on the city’s official website “Online Consultation Service for Application to Use Nursery Schools” to select your preferred date and time from the available slots on the calendar.
 - ② Enter the required information in the reservation form: your name, email address, matters to consult, matters to be confirmed prior to consultation, etc.
 - ③ After filling out the form, you will receive a tentative reservation completion email automatically sent by the system. Access the URL in this email to confirm the reservation.
 - ④ Once your reservation is confirmed, the system automatically sends an invitation email to the applicant with a “入室URL (meeting link)” to enter the online consultation meeting.
 - ⑤ A reminder email is sent automatically from the system 24 hours prior to the consultation.
 - ⑥ On the day & time of the consultation, access the “meeting link” and have a consultation with a city official.
- Text messaging is available through a chat tool. If you are in a place that requires silence, you can consult in a text conversation.
 - During the online consultation, references and other documents may be presented by the city official for you to view on your smartphone/tablet, etc., and you can also download to save them.
 - You are also welcome to share the documents that you would like the city official to look at, by preparing the data for it (i.e. picture, PDF) before the consultation.
 - More than one parent can access the consultation at the same time from separate smartphones or computers.



Matsudo City
Online Consultation System



【11】 Information on Childcare Services

List of Nursery Schools and
Other Childcare Facilities



Map of Nearby Childcare
Facilities
"Koko DE Search"



Matsudo Childcare Facility
Map
"Yasa City Map"



Guide to Childcare Services



Online Application for
Nursery School Admission
(via MyNa Portal)



Online Application for
Bank Transfer of Childcare
Fees



Online Consultation System
for Application and Use
of Childcare Facilities



List of Kindergartens in
Matsudo



Admission Procedure for
Kindergarten



Free Pre-school Education
and Childcare Program



Matsudo City's Own Subsidy
for Kindergartens' Daycare
Fees



Facility Use Benefit for
Daycare at Kindergartens &
Application



Nursery stations
with transportation services
"Sogei Hoiku Station"



Matsudo City Childcare
Information LINE Account



Matsudo City Online Application
System



Daycare Service for Sick and Recovering Children

■What is the “Daycare Service for Sick and Recovering Children”?

There are facilities that provide temporarily care for the children who have difficulty spending a day in a group setting or being taken care of at home, due to an acute phase/recovery phase of an illness.

■Who can use the service?

Children who are over 57 days after birth and up to 6th grade of elementary school.

- Fees (Matsudo Citizen) ¥ 1,200 for up to 4 hours, additional ¥ 300/hour henceforth
(Non-Matsudo Citizen) ¥ 1,800 for up to 4 hours, additional ¥ 450/hour henceforth

■List of facilities that provide daycare for sick and recovering children

| Name of Facility (※Affiliated medical institution) | Address and Phone Number | Nearest Station | Childcare Hours ※Closed on holidays |
|--|--|--------------------------------|--|
| Niko Niko Room (※Waza Clinic) | Nishimabashi-Saiwaicho 13, Waseda Bldg. 5F Tel: 047-347-2525 | Mabashi Station | Mon,Tue,Thu,Fri 8:30~18:00 Sat 8:30~17:00 |
| Rapport Matsudo | Honcho14-18, Matsudo Toshio Bldg. 1F Tel: 047-382-6877 | Matsudo Station | Mon – Fri 8:30~18:30 |
| Himawari Hoikuen (※Shinmatsudo Central General Hospital) | Shinmatsudo 1-192, Sofia Shinmatsudo 102 Tel: 047-309-6622 | Shinmatsudo Station | Mon – Fri 8:30~18:30 |
| Sukoyaka Room (※Higashimatsudo Pediatric Clinic) | Higashimatsudo 2-27-1, Tel: 047-391-7003 | Higashi- matsudo Station | Mon – Fri 8:30~18:00 |
| Rapport Yabashira | Higurashi 5-183, Someya Bldg. 1F Tel: 047-393-8688 | Yabashira Station | Mon – Fri 8:30~18:30 |

■How to use the service

※Instructions for use may vary by facility. Please contact your desired facility in advance for details.

1. Registration: All users are required to register before use. Please call the facility for the registration.
2. Application: ① Call to make reserve during the opening hours on the day before you wish to use the service.(If the previous day is a holiday, 2 days in advance)
② For the Sukoyaka Room, please make reservations through the Sick and Recovering Childcare Network Service, “Azukaru-ko-chan”.
3. Medical Check: For those planning to use the Niko Niko Room, Himawari Hoikuen, and Sukoyaka Room, have your child examined at each affiliated medical institution on the day of use.
For those planning to use the Rapport Matsudo/Yabashira, please have your child examined by a cooperating physician or your family doctor on the day of use.
4. At the site: On the day of use, please complete the application form and pay the fees.

■Notes

- Depending on your child’s medical condition (such as, COVID-19, measles, chickenpox, etc.) the facility may be unable to accept them.
- If your child’s condition gets worse while in the childcare, the facility may ask you to pick them up.
- For further details, please visit Matsudo City website via the QR code on the right.

■Contact

Matsudo City, Children’s Future Support Division Tel:047-366-7347



Matsudo City Website